

STUDENT SUPPORT INITIATIVES continued

St. Petersburg College launched "The College Experience: Student Success" initiative in Fall 2012, to refocus college-wide efforts to prepare our students for success. "The College Experience: Student Success" now permeates every facet of the college and strives to give our students the support they need to earn the degree or certificate that will change their lives.

Through a five-pronged approach – that includes New Student Orientation, Out-of-Class Support, Integrated Career and Academic Advising, My Learning Plan, and Early Alert/Student Coaching – the college saw dramatic increases in student success and engagement rates, particularly among minority students. In Fall 2015, SPC launched two new initiatives to bolster student success:

Smart Start Orientation

This free, face-to-face, five-session orientation covers all of the aspects of the College Experience. Sessions include: free learning support and resources, the student portal, and career planning, among many others.

Academic and Career Pathways

This initiative gives students a clearly defined roadmap to graduation. By laying out which courses students need to take, and in what order, they save time and money by focusing on classes that will help them progress toward a degree. The pathways also include "on and off ramps" so students can gain industry certifications that will get them into the workplace quicker, to begin earning money sooner.

SPC St. Petersburg
College



OUR VISION

A great college transforming the lives of our students, of our communities, of our employees

SPC St. Petersburg
College
www.spcollege.edu

16-0146-01



STUDENT SUCCESS REPORT

Fall 2015
Effects of Developmental Education Reform

EFFECTS OF DEVELOPMENTAL EDUCATION REFORM

St. Petersburg College has been working diligently to mitigate the negative effects of Florida Senate Bill (SB) 1720, which went effect in 2014. SB 1720 gave more recent high school graduates a choice of whether to participate in developmental education classes or move directly to college-level classes, without the requirement of a college placement test. As the Fall 2014 term came to a close, it was clear the new exemption was having an adverse effect on student success rates, which dropped at SPC for the first time in several years. However, First-Time-In-College students made significant gains in the Fall 2015 term. Their success rate, defined as a course grade of A, B or C, increased by nearly 3% (college-wide success increased by 1.9%). In part, SPC attributes this to two factors: its newly refined Smart Start Orientation and the integrated Academic and Career Pathways project.

57%

SUCCESS RATE of FTIC students who took classes that were not recommended by advising staff.

19%

DIFFERENCE, among Hispanic/Latino male FTIC students, in success rates, between those who took courses that were recommended by college advising staff and those who did not.

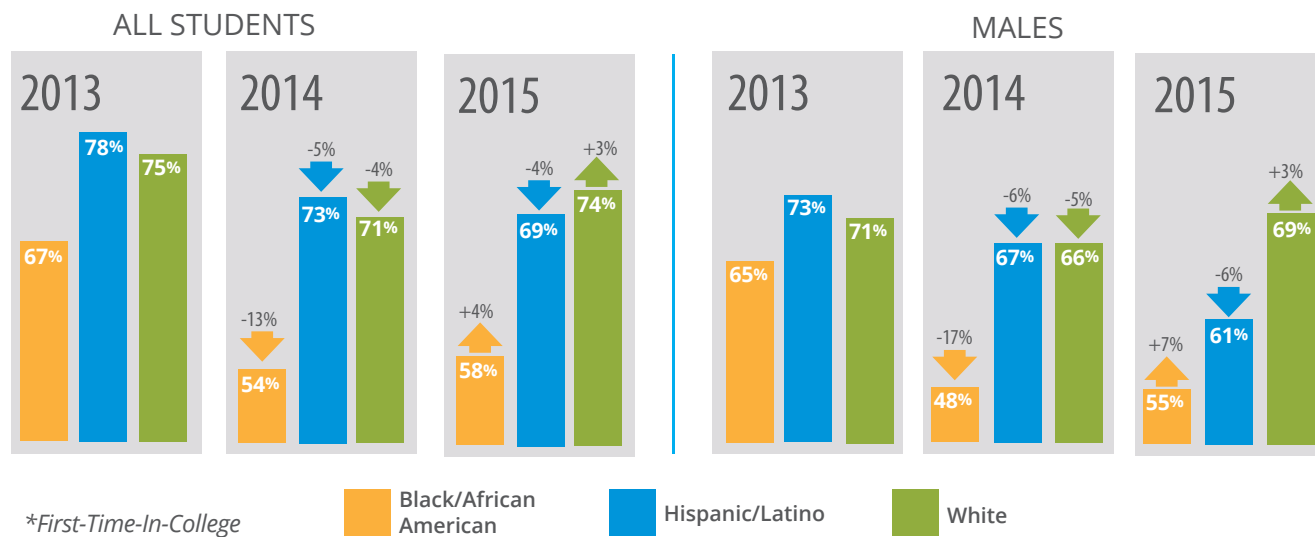
16%

DIFFERENCE, among Black/African American FTIC students, in success rates, between those who took courses that were recommended by college advising staff and those who did not.

COLLEGE-WIDE SUCCESS
Success is defined as earning an A, B or C grade in class.



FTIC* FALL STUDENTS



STUDENT SUPPORT INITIATIVES

New Student Smart Start

FTIC students who attended Smart Start were more active in learning support and career services.

90%

of new students were enrolled in Smart Start

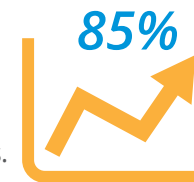
88%

of those students had a My Learning Plan



Out-of-Class Support

Students who visited the learning centers 10 times or more were successful in 85% of their courses.



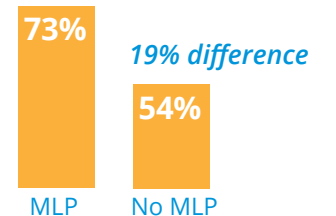
Integrated Career and Academic Advising

FTIC students who have identified a career are 4% more successful* in their classes than students who have not.



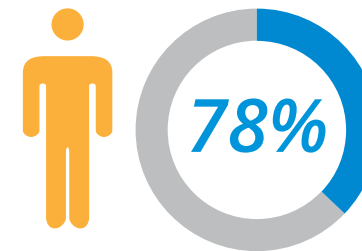
My Learning Plan (MLP)

The success rate for those with an MLP was 73% compared to those without a MLP which was 54%, a difference of 19%.



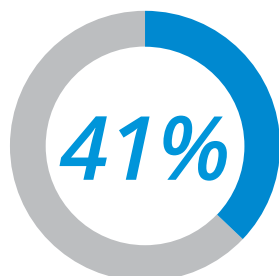
Early Alert / Student Coaching

More than 78% of students receiving early alerts were assisted by a coach.



DEVELOPMENTAL EDUCATION REFORM RESULTS

Success rates* of students in gateway classes who did not enroll in recommended developmental classes.

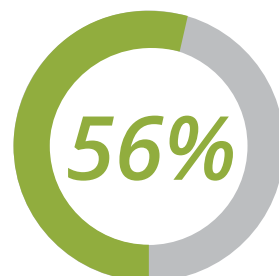


MATH: MAT 1033

*Passed with a C or better



READING: ENC 1101



WRITING: ENC 1101

All Data current as of 1/11/15

OUR MISSION

Promote student success and enrich our communities through education, career development and self-discovery