

SUMMER 2016

The College Experience

STUDENT SUCCESS

1,109
GRADUATES

From orientation to graduation, St. Petersburg College puts students first. From the time students walk through our doors, we give them the tools to earn the degree or certificate that will change their lives.

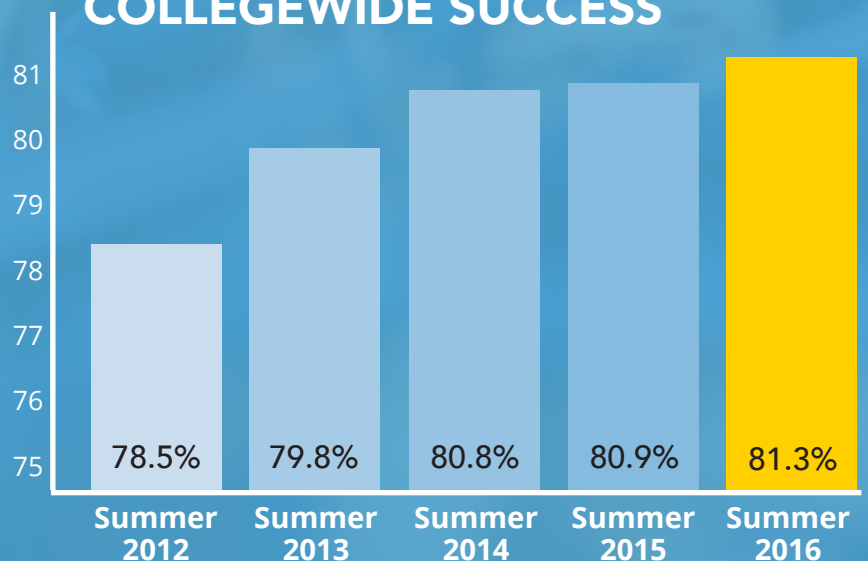
This summer, 1,109 students graduated with degrees and certificates from SPC. We celebrate their success and continue to work hard to help all our students cross the finish line.

Increasing Success Rates


In the first two years of our College Experience initiative student success rates for minority students saw substantial gains. Since the inception of the College Experience five years ago, St. Petersburg College has seen overall increases in student success* rates, particularly among minority and First-Time-In-College (FTIC) students. Since 2012, the overall success rates for SPC summer term students has risen 3%.

As a result, the overall success rate has seen only a modest rise from 80.9% in Summer 2015 to 81.3% in Summer 2016.

COLLEGEWIDE SUCCESS



* Success is defined as earning a grade of A, B or C in a class.




Success rates for FTIC students with learning plans were

34.4%

higher than those without.

MY LEARNING PLAN



SPC faculty issued

797

Early Alerts for 607 students.

EARLY ALERT

The College Experience

focuses on five key areas that prepare students to succeed in their courses and finish what they start.



CAREER CHOICES

Of the 478 FTIC students who enrolled in classes this summer,

73%

made a career decision and had a higher course success rate than those without a career decision.



NEW STUDENT SMART START

96.7% of new students enrolled in Smart Start Orientation started their learning plans.



OUT-OF-CLASS SUPPORT



24,182

student visits to the learning centers this summer.

