

## **AGENDA**

### **ST. PETERSBURG COLLEGE BOARD OF TRUSTEES January 19, 2016**

EPICENTER MEETING ROOM (1-453)  
13805 – 58<sup>TH</sup> STREET N.  
LARGO, FLORIDA

**REGULAR MEETING: 9:00 A.M.**

#### **I. CALL TO ORDER**

- A. Invocation
- B. Pledge of Allegiance

#### **II. PRELIMINARY MATTERS**

- A. Presentation of Retirement Resolutions and Motion for Adoption
  - 1. Sara Bird (*Not Attending*)
  - 2. Kathy Federico (*Attending*)
  - 3. Rachel Marks (*Not Attending*)
  - 4. Barbara Rehkemper (*Not Attending*)
  - 5. Paul Spinelli (*Not Attending*)
  - 6. Barbara Thompson (*Not Attending*)
- B. Recognitions/Announcements
  - 1. Introduce New Trustees
  - 2. Gregory Wright, and Melissa Seixas, Duke Energy – Ms. Frances Neu, Vice President, Institutional Advancement and Executive Director Foundation
  - 3. Charles Ray, EPA Brownfields Phoenix Award – Mr. Jim Waechter, Associate Vice President, Facilities Planning and Institutional Services

#### **III. COMMENTS**

- A. Board Chair
- B. Board Members
- C. President
- D. Public Comment pursuant to §286.0105 FS

#### **IV. REVIEW AND APPROVAL OF MINUTES**

Board of Trustees' Meeting of November 17, 2015 (*Action*)

Board of Trustees' Strategic Planning Workshop of December 15, 2015 (*Action*)

#### **V. MONTHLY REPORTS**

- A. Board Attorney
- B. General Counsel

#### **VI. STRATEGIC FOCUS AND PLANNING**

##### **A. STUDENT SUCCESS AND ACHIEVEMENT**

- 1. Spring 2016 Who's Here – Dr. Patrick Rinard, Associate Vice President, Enrollment Services, Dr. Jesse Coraggio, Vice President, Institutional Effectiveness and Academic Services, and Mr. Michael Bennett, Associate Vice President, Financial Assistance Services. (*Presentation*)
- 2. Fall 2015 Courses Success Rates – Dr. Jesse Coraggio (*Presentation*)

##### **B. BUDGET AND FINANCE**

- 1. Monthly Financial Report - Ms. Janette Hunt, Acting Budget and Compliance Director (*Presentation*)
- 2. 2016-2017 Operating Budget Calendar Events – Ms. Janette Hunt (*Presentation*)
- 3. Budget Strategic Priorities 2016-2017 – Mr. Brian Miles, Associate Vice President, Administrative Planning and Operations Support (*Presentation*)

##### **C. ADMINISTRATIVE MATTERS**

- 1. Human Resources
  - a. Personnel Report (*Action*)
- 2. Construction
  - a. Overview of Selection Process for Architects and Contractors - Mr. Jim Waechter, Associate Vice President, Facilities Planning & Institutional Services (*Information*)
  - b. Approval of Construction Manager At Risk Services, Career and Academic Advising Center, Seminole Campus - Mr. Jim Waechter (*Action*)

- c. Update of ongoing Capital Projects - Mr. Jim Waechter  
(*Presentation*)

D. ACADEMIC MATTERS

1. Baccalaureate Education at SPC – Mr. Djuan Fox,  
Coordinator, Special Projects (*Presentation*)
2. Program Changes, Orthotics and Prosthetics – Dr. Richard Flora, Dean  
Veterinary Technology and Health Programs (*Presentation/Action*)

E. STRATEGIC PRIORITIES

1. Florida TRADE Sustainability Plan – Dr. Gary  
Graham, Director: Florida TRADE Consortium (*Presentation/Action*)

**VII. CONSENT AGENDA**

A. OLD BUSINESS (**items previously considered but not finalized**)

1. Tarpon Springs Land Sale Update – Mr. Brian Miles (*Presentation*)

B. NEW BUSINESS

1. GRANTS/RESTRICTED FUNDS CONTRACTS
  - a. The Honor Society of Phi Kappa Phi – Excellence in  
Innovation Award (*Action*)
2. BIDS, EXPENDITURES, CONTRACTS OVER \$325,000 – NONE
3. CAPITAL OUTLAY, MAINTENANCE, RENOVATION, AND  
CONSTRUCTION
  - a. Amendment #3 to the Lease Agreement between St. Petersburg  
College and Pinellas County Osteopathic Medical Society (*Action*)

**VIII. INFORMATIONAL REPORTS**

- A. Quarterly Informational Report of Exempt and Non-Exempt Purchases  
(*Information*)
- B. Quarterly Informational Report of Contract Items (*Information*)
- C. Quarterly Informational Report of Construction Contract Approvals Not  
Exceeding \$325,000 (*Information*)

**IX. PUBLIC ACCESS/UNAGENDAED ITEMS**

**X. PROPOSED CHANGES TO BOT RULES MANUAL – Public Hearing - NONE**

**XI. PRESIDENT’S REPORT**

A. Campus Safety

**XII. NEXT MEETING DATE AND SITE**

**February 16, 2016 Clearwater Campus, ES 104**

**XIII. ADJOURNMENT**

If any person wishes to appeal a decision made with respect to any matter considered by the Board at its meeting January 19, 2016, he or she will need a record of the proceedings. It is the obligation of such person to ensure a verbatim record of the proceedings is made, §286.0105, Florida Statutes.

Items summarized on the Agenda may not contain full information regarding the matter being considered. Further information regarding these items may be obtained by calling the Board Clerk at (727) 341-3241.

**\*No packet enclosure**

Date Advertised: January 8, 2016

Confirmation of Publication

[Notice of meeting](#)

# Update: Baccalaureate Education at SPC

*Djuan Fox, Coordinator, Special Projects*

*SPC Board of Trustees – January 19, 2016*

# Baccalaureate History

**1998:**

Access to the Baccalaureate degree was identified as a significant problem.

**1999:**

Legislature authorized community colleges to seek approval to grant Baccalaureate degrees in areas of high demand.

**2001:**

SPC BOT was given authority to grant Baccalaureate degrees in Nursing, Education, and Information Technology.

**2009:**

SPC BOT authorized to add additional degrees based on local workforce needs.

**2015:**

Nearly 6,000 students enrolled and graduating more than 1,000 students per year

# Growth of Baccalaureate

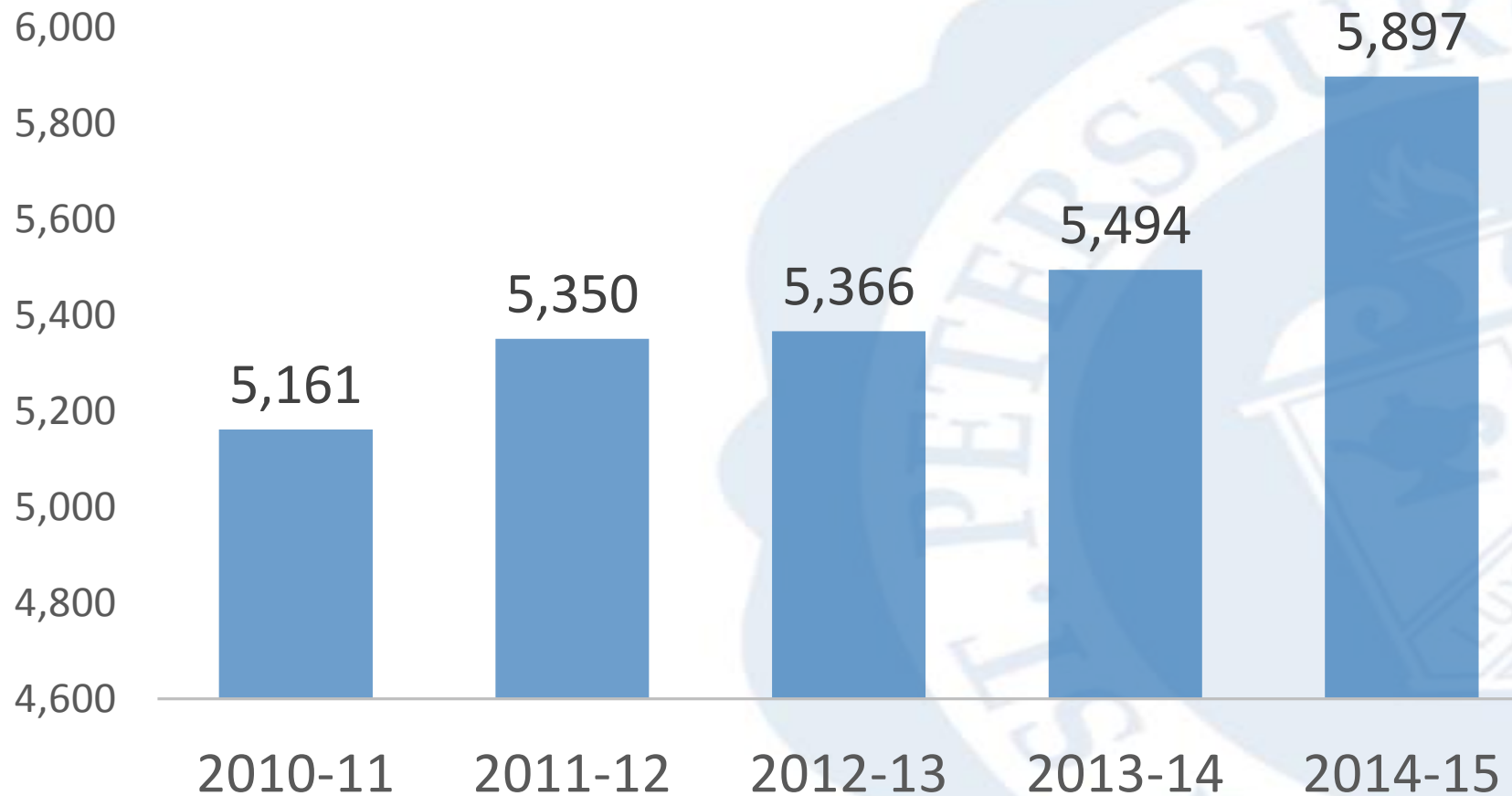
	<b>2002 – 2003</b>	<b>2014 – 2015</b>
Programs	3	22
Enrolled	648	5,897
% of Total Enrollment	1.9%	12.9%
Graduates	9	1,160
% of Total Graduates	0.3%	17.3%

# Current Programs – 22 Total

College/Department/School	BS/BAS Programs
College of Business	Business Administration, International Business, Management & Org. Leadership, Sustainability Management
College of Computer and Information Technology	Technology Development & Management
College of Education	7- Teacher Certifications 1 – Non-teacher Certification
College of Health Sciences	Health Services Administration, Dental Hygiene, Orthotics and Prosthetics
College of Nursing	RN-BSN Nursing
College of Public Safety	Public Safety Administration
Natural Science Department	Biology
School of Policy and Legal Studies	Paralegal Studies, Public Policy and Admin.
School of Veterinary Technology	Veterinary Technology



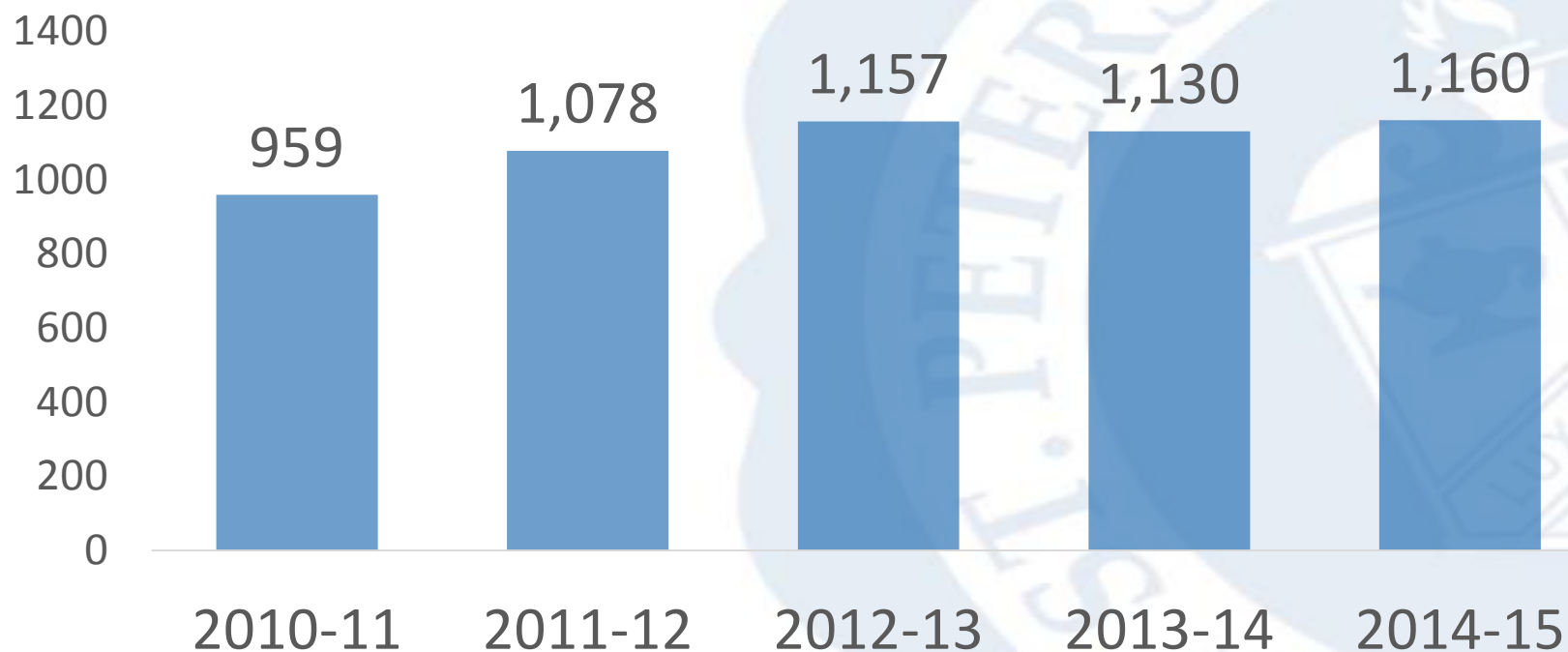
# 5 - Year Enrollment Trend



Source: SPC Pulse BI, Data Extracted 1/10/16

# 5 - Year Graduation Trend

- SPC has produced **8,721** baccalaureate graduates since inception
- Over 1,000 SPC graduates a year which leads the other 22 state colleges who have Baccalaureate Programs



# 2012-13 Student Outcomes

College	Number Completed	Number Continued Education	Percent Continued Education	Number Employed	Percent Employed	Estimated Average Annual Full-Time Wage
<b>St. Petersburg College</b>	<b>1,157</b>	<b>122</b>	<b>10%</b>	<b>889</b>	<b>76%</b>	<b>\$52,144</b>
Miami Dade College	817	89	10%	662	81%	\$50,208
Florida State College at Jacksonville	533	40	7%	406	76%	\$46,348
Indian River State College	432	46	10%	346	80%	\$41,680
Daytona State College	400	27	6%	299	74%	\$39,488
Broward College	348	24	6%	276	79%	\$48,984
Edison State College	345	29	8%	292	84%	\$50,316
Palm Beach State College	214	27	12%	167	78%	\$43,532

**Source: The Florida College System, 2012-13 Student Outcomes Smart Choices**

## Fall 2015

- Older: 35.7% are 36 or older
- Part-Time : 67.8% (Avg.=8.1 CHs)
- Female: 65.4%
- Diversity: 72.3% White; 9.1% Black/African American; and 9.8% Hispanic/Latino
- **Online Only: 60.1% of students**
- New Students: 243 students were 'new' to SPC

- Moratorium – Senate Bill 1148

*“Restricted the State Board of Education...from approving any new baccalaureate degrees before May 31, 2015. No special exceptions allowed.”*

- Reviewed the current state of baccalaureate programs
- Revised *Annual Baccalaureate Accountability Reports*
- Developed guidelines for new degree program development
- Letter of Intent – January 2014 BOT Approved
  - BAS in Arts and Entertainment Technology

# Questions?



Authorization is requested to approve the selection for Construction Management At Risk Services for renovations of the Career and Academic Advising Center, Seminole Campus

The Selection Team ranked the firms in the following order:

1. A. D. Morgan Corporation
2. J. Kokolakis Contracting, Inc.
3. Lema Construction

# Large Capital Project Update



## Bay Pines



Location



East Elevation

## Bay Pines

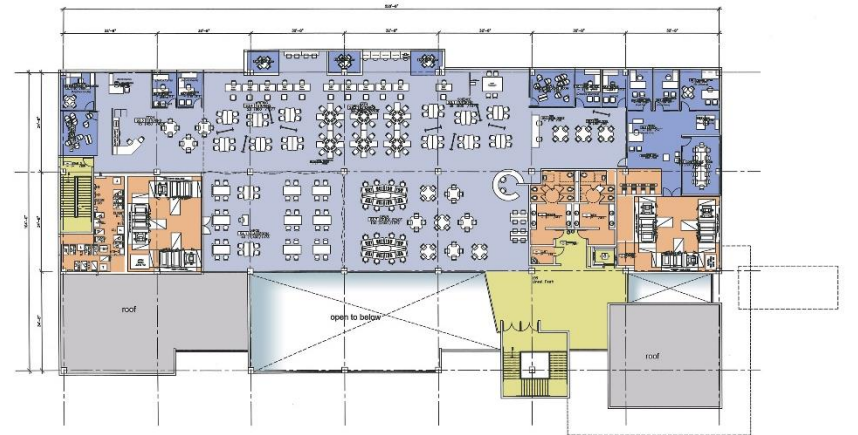
- 10,000+ Square feet
- Guaranteed Maximum Price: \$3.95M
- Completion date: Fall 2016

## Clearwater Joint-Use Library



View from Drew Street

College Library Space



## Clearwater Joint-Use Library

- ~ 42,000 Square feet
- Project Budget \$15M
- Completion date: Summer 2017

January 19, 2016

**MEMORANDUM**

**TO:** Board of Trustees, St. Petersburg College

**FROM:** William D. Law, Jr., President *wdl*

**SUBJECT:** Personnel Report

**Approval is sought for the following recommended personnel transactions:**

<b>HIRE Budgeted Administrative &amp; Professional</b>			
<b>Name</b>	<b>Title</b>	<b>Department/Location</b>	<b>Effect. Date</b>
Felman, Stephen J	Analyst/Programmer	Admin Info Sys - Development DO	11/30/15-06/30/16
Wright, Michel C	Analyst Programmer	Admin Info Sys - Development DO	01/04/16-06/30/16
Pascua, Elena L	Nursing Skills Facilitator	Nursing HC	11/30/15-06/30/16
Rodak, Dawn A	Associate Provost	SPC-Downtown	01/04/16-06/30/16

<b>TRANSFER/PROMOTION Budgeted Administrative &amp; Professional</b>			
<b>Name</b>	<b>Title</b>	<b>Department/Location</b>	<b>Effect. Date</b>
Comeau, Kimberly A	(Acting) Student Success Mgr	Associate Provost CL	01/04/16-02/07/16
Woods, Katherine A	Chair, Dental Hygiene -AS Prog	Dental Hygiene HC	01/04/16-06/30/16
Pawlowski, David J	Coord, Tech App Support	Desktop Software Support DO	12/07/15-06/30/16
Van Nostrand, Thomas M	Coord, Tech App Support	Desktop Software Support DO	12/07/15-06/30/16
Nash, Michael A	Coord, Tech App Support	Desktop Software Support DO	12/07/15-06/30/16
Oliver, Brian D	Coord, Tech App Support	Desktop Software Support DO	12/07/15-06/30/16
Huetson, Linda Jean	Career & Academic Advisor	Enrollment Management DO	11/28/15-06/30/16
Gebler, Ashley M	Manager, Marketing Services	Marketing & Strategic Comm DO	11/28/15-06/30/16
Thomas, Kory B	Program Director II	Physical Therapist Asst HC	11/23/15-06/30/16
Collins, Jody L	Development Officer	Resource Development DO	12/14/15-06/30/16
Carter, Caitlin	Scholarship Manager	Resource Development DO	01/04/16-06/30/16

<b>HIRE Budgeted Career Service</b>			
<b>Name</b>	<b>Title</b>	<b>Department/Location</b>	<b>Effect. Date</b>
Murray, Fabre Latravia	Sr Administrative Svcs Assist	Business Technologies CL	11/23/15
Bullock-Smith, Jesse D	Security Officer	Campus Security CL	11/30/15
Gooch, Kelly L	Facilities Specialist	College Construction DO	11/16/15
Lopez, Josiah A	Custodian	Custodial Services CL	12/14/15
Tran, Tinh V	Custodian	Custodial Services SE	12/14/15
Parker, George	Custodial Supervisor	Custodial Services SPG	11/02/15
Rodriguez, Erik	Custodian I	Custodial Services TS	11/16/15
Cole, Tammy E	Administrative Svcs Specialist	Dental Hygiene HC	12/14/15
Semones, Sarah	Sr Administrative Svcs Assist	Facilities Plan & Inst EPISvcs	12/07/15
Kuhn, Christina M	Research Specialist	Institutional Research DO	11/09/15
Custode, Fiore P	Sr Landscaper	Landscape Services CL	11/16/15
Williams, John J	Landscaper	Landscape Services TS	12/07/15
Breier, Michael David	Accounting Support Specialist	Scholarships/Stu Fin Assist DO	11/02/15

<b>TRANSFER/PROMOTION Budgeted Career Service</b>			
<b>Name</b>	<b>Title</b>	<b>Department/Location</b>	<b>Effect. Date</b>
Fuchs,Richard C	Lead Custodian	Custodial Services SPG	12/07/15

<b>HIRE Temporary/Supplemental</b>			
<b>Name</b>	<b>Title</b>	<b>Department/Location</b>	<b>Effect. Date</b>
Gordos,John	Professional Trainer	Corporate Training DO	12/01/15
Morales,Nichole	Professional Trainer	Corporate Training DO	12/01/15
Marinelli,James	Instructor, Temporary Credit	Criminal Justice AC	12/07/15
Wolpert,Thomas H	OPS Career Level 2	Facilities Plan & Inst EPISvcs	12/15/15
Joiner,Daniel E	OPS Professional	Fine & Applied Arts SPG	12/03/15
Indianos,Elizabeth	OPS Professional	Fine & Applied Arts TS	12/05/15
Kantzer,Mark L	OPS Career Level 5	Human Resources EPISvcs	01/04/16
Sciarrino,Ericka	OPS Career Level 5	Learning Resources CL	01/02/16
Koontz,Hadley Christine	General Support	Marketing & Strategic Comm DO	01/04/16
Toth,Andrea F	OPS Career Level 2	Provost AC	11/30/15
Bailey,Sandra G	OPS Career Level 1	Provost SE	11/21/15
Leeks,Dena M	OPS Career Level 1	Provost SE	11/21/15
Thompson,Tamara N	OPS Teaching Asst/Interpreter	Srvcs Spc Students CL	11/23/15
Allah,Ishmael A	General Support	Student Activities CL	01/04/16

<b>TRAVEL OUTSIDE THE CONTINENTAL UNITED STATES</b>			
<b>Name</b>	<b>Title</b>	<b>Department/Location</b>	<b>Effect. Date</b>
Hernandez, Roberto	Faculty	Center for Public Safety Innovation	12/13/15-12/19/15

The purpose of this trip was to travel to the Central Department of State in El Salvador, San Salvador, to introduce the Community Policing Class #20287. The benefit to the College is to provide for nationally recognized training programs.

Funded by the Center for Public Safety Innovation Department. Estimated cost to the College is \$2,657.10.

White-Morelli, Nan	Faculty	Communications	12/26/15-01/02/16
--------------------	---------	----------------	-------------------

The purpose of this trip was to travel to Park Plaza Riverbank, London, to attend the Second International Conference on Media and Pop Culture as well as various other cultural activities in the city of London in support of my teaching of literature, humanities and interdisciplinary studies at St. Petersburg College. The benefit to the College is that this conference will examine the ways in which media affects our "daily lives by creating identities, images, and by generally influencing our views." Representations of women in the media and significant topics such as discrimination and human rights will be discussed.

Funded by the Communications Department. Estimated cost to the College is \$1,041.13.

Gilleland,Jean	Faculty	Communications	02/14/16-02/18/16
----------------	---------	----------------	-------------------

The purpose of this trip is to travel to Palocio de Convenciones in Havana, Cuba, and attend the 10th International Higher Education Congress, which will draw professors from around the world, especially the Americas and the Iberian peninsula. The benefit to the College is to represent the College by participating in contemporary debates regarding higher education and promoting its English for Academic Purposes Program to colleagues from the Spanish and Portuguese speaking world.

Funded by the Communications Department. Estimated cost to the College is \$1,747.

Doug Duncan, Senior Vice President, Administrative/Business Services & Information Technology and the Strategic Issues Council Members bringing the actions forward, recommend approval.

Sw0104161

# Fall 2015 Course Success Rates

*Board of Trustees Meeting  
January 19, 2016*

*The Course Success Rate is the number of A, B, and C letter grades divided by the overall number of grades.*

A, B, C

A, B, C, D, F, W, WF, I

All Students	Number of Grades	Success Rate
Fall 2013	93,508	76.9%
Fall 2014	93,484	76.6%
Fall 2015	92,542	78.4%

*Note: Excludes Pass/Fail Grading basis courses and audits*

*Note: Success rates exclude Pass/Fail Grading basis courses and audits.*

# Course Success Rates

Source: Pulse Business Intelligence System, Campus Success Rates dashboard, Data extracted January 10, 2016.





	Fall 2013	Fall 2014	Fall 2015	Two Year Diff	One Year Diff
FTIC Students	74.6%	68.7%	71.4%	-3.2%	2.7%
Gender					
<i>Male</i>	70.7%	64.1%	66.4%	-4.3%	2.3%
<i>Female</i>	77.8%	72.5%	75.2%	-2.6%	2.7%
Ethnicity					
<i>Black/African American</i>	67.0%	53.3%	57.8%	-9.2%	4.5%
<i>Hispanic/Latino</i>	77.9%	73.6%	68.6%	-9.3%	-5.0%
White	75.2%	70.7%	74.2%	-1.0%	3.5%
Male/Ethnicity					
<i>Black/African American Male</i>	65.1%	47.7%	54.6%	-10.5%	6.9%
<i>Hispanic/Latino Male</i>	72.8%	66.9%	61.1%	-11.7%	-5.8%
<i>White Male</i>	70.7%	66.7%	69.2%	-1.5%	2.5%

Note: Success rates exclude Pass/Fail Grading basis courses and audits. FTIC refers to students who are First-Time-in-College (FTIC).

# FTIC Comparison

Source: Pulse Business Intelligence System , Campus Success Rates dashboard, Data extracted January 11, 2016.

	Fall 2014	Fall 2015	Diff
FTIC Students	61.2%	67.2%	6.0%
Gender			
<i>Male</i>	57.6%	65.1%	7.5%
<i>Female</i>	63.6%	68.7%	5.1%
Ethnicity			
<i>Black/African American</i>	53.2%	58.6%	5.4%
<i>Hispanic/Latino</i>	69.0%	66.8%	-2.2%
White	63.9%	70.2%	6.3%
Male/Ethnicity			
<i>Black/African American Male</i>	47.3%	60.9%	13.6%
<i>Hispanic/Latino Male</i>	59.3%	58.3%	-1.0%
<i>White Male</i>	62.4%	67.6%	5.2%

Note: Success rates exclude Pass/Fail Grading basis courses and audits. FTIC refers to students who are First-Time-in-College (FTIC).

# FTIC Developmental Courses

Source: Pulse Business Intelligence System, Campus Success Rates dashboard, Data extracted January 10, 2016.

	Fall 2014	Fall 2015	Diff
FTIC Students	65.7%	67.8%	2.1%
Gender			
<i>Male</i>	61.0%	62.1%	1.1%
<i>Female</i>	70.1%	72.3%	2.2%
Ethnicity			
<i>Black/African American</i>	50.4%	55.0%	4.6%
<i>Hispanic/Latino</i>	72.2%	65.6%	-6.6%
White	67.1%	70.6%	3.5%
Male/Ethnicity			
<i>Black/African American Male</i>	45.9%	50.4%	4.5%
<i>Hispanic/Latino Male</i>	65.0%	55.4%	-9.6%
<i>White Male</i>	62.8%	65.2%	2.4%

Note: Success rates exclude Pass/Fail Grading basis courses and audits. FTIC refers to students who are First-Time-in-College (FTIC).

# FTIC Gateway Courses

Source: Pulse Business Intelligence System, Campus Success Rates dashboard, Data extracted January 10, 2016.

- The overall college has steady increased over the last three Fall terms with a 1.8% increase this last Fall.
- FTIC students had a 2.7% increase this last Fall.
- FTIC students improved course success rates in Developmental Education 6% (Hispanic students were the exception).
- FTIC students improved course success rates in Gateway Courses 2% (Hispanic students were again the exception).

## Noteworthy Observations



# Questions?





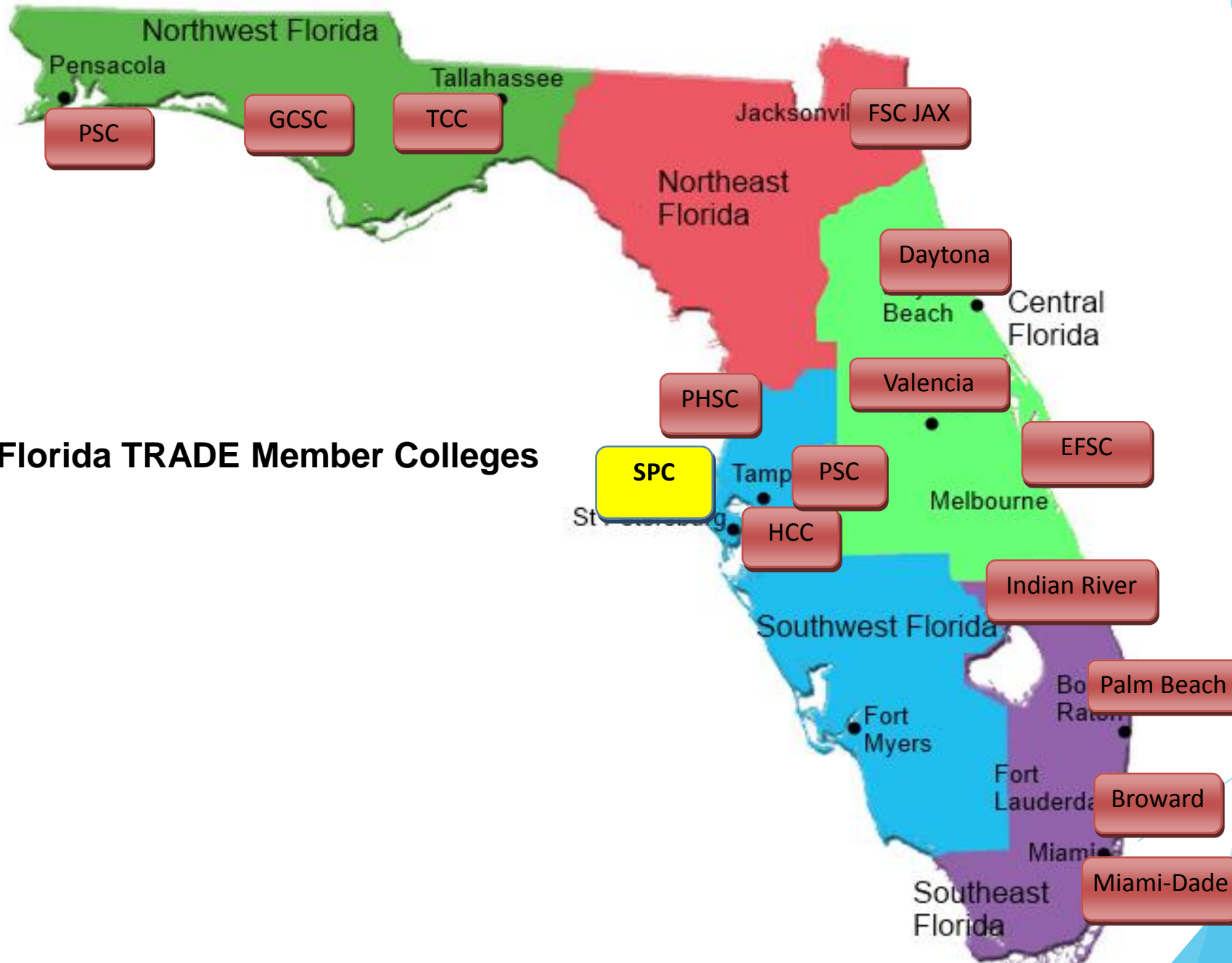
# Sustaining the FLORIDA TRADE CONSORTIUM

Dr. Gary Graham - Director: FL TRADE Consortium  
graham.gary@spcollege.edu  
727-791-2478



**42 15 State and Community Colleges**  
**CareerSource Florida and Local CareerSource Boards**  
**Business and Manufacturing Associations**  
**Economic Development Organizations**  
**K-12 School Districts and Technical Schools**  
**Non-Profits and Other Community Partners**

## Florida TRADE Member Colleges





# Department of Labor - TAACCCT Grant

- Awarded to Florida TRADE - 2012
  - Provide educational programs, training, services to:
    - Florida workers who have lost their job as a result of foreign trade
    - Unemployed workers
    - Veterans
    - Incumbent workers
    - Students

# Florida TRADE's Mission

- Develop and deliver accelerated (4-6 months) technical training programs that upon completion will allow participants to:
  1. Upgrade current skills and knowledge
  2. Learn new skills
  3. Gain industry-recognized technical certifications
  4. Earn academic credits toward college degrees
  5. Procure employment in advanced manufacturing

# State-Wide Performance Metrics - 9/30/15

<b>Training</b>		
Program Completers	2019	
Incumbent Workers Trained	1114	55%
Certifications Earned	1807	89%
Students Completing Credit Hours	703	35%

<b>Outreach / Recruitment</b>	<b>Students Enrolled</b>	
Female Participation	624	17%
Minority Participation	1549	43%
Veterans	529	15%

<b>Placements</b>	<b>Through 12/31/15</b>	<b>Placement Rate</b>
Intern/Job Placements	714	73%

 Plasma-Therm

*The Coca-Cola Company*



Southern  
Premier Homes



 Metal Essence, Inc.  
Precision CNC | Milling & Turning | Fabrication

Florida's  
Natural

Belcan

Jabil  
CIRCUIT

 BASF  
The Chemical Company

Mosaic

 Hudson  
Technologies

 Rochester  
Electro-Medical

Rockwell  
Automation

.decimal<sup>®</sup>  
The benchmark for custom radiation therapy

LOCKHEED MARTIN

VISTAKON<sup>®</sup> PHARMACEUTICALS, LLC

MERMAID  
MANUFACTURING  
CLIMATE CONTROLLED SOLUTIONS

TeligentEMS

OCEANEERING



COVIDIEN

RYBOVICH  
YACHTING INTEGRITY THROUGH REFIT

LumaSTREAM<sup>®</sup>

tervis<sup>®</sup>

Johnson  
Controls 

Tropicana

CONMED<sup>™</sup>  
LINVATEC



# What Do We Sustain?

- **FL TRADE Brand**
- **FL TRADE Vision**
- **FL TRADE Mission**
- **FL TRADE Core Values**
- **FL TRADE Partnerships**
- **FL TRADE Manufacturing Programs and Services**

# How Do We Sustain?

- **FL TRADE Advanced Manufacturing Consortium (FTAMC)**
  - Organize as a 501 C3 “direct-support organization” under the direction and leadership of SPC
  - Have developed a Sustainability Plan and are seeking Board approval to move forward with the implementation of the plan.

**QUESTIONS?**



## FY16-17 Strategic Priorities

- To develop the **Quality Enhancement Plan** and prepare for accreditation reaffirmation by the Southern Association of Colleges and Schools Commission on Colleges.
- To strengthen **The College Experience** by furthering Smart Start, Early Alert, and Learning Support, and expanding the effectiveness of non-first time in college students.
- To enrich **The Classroom Experience** by sharpening student and faculty focus on the successes and challenges of delivering instruction.
- To facilitate **Learning Beyond the Classroom** by increasing the quantity and quality of student opportunities for academic competition, civic engagement, internships, and travel.
- To enhance **Employee Professional Development** to boost employee commitment, productivity, and satisfaction.

# BAS Orthotics and Prosthetics Program

Richard Flora  
Dean, Veterinary Technology and Health Programs

*January 2016*

*Board Of Trustees Meeting*



# Background

- 2005 – SPC BAS–Orthotics & Prosthetics program established
- 2012 - National Commission on Orthotic and Prosthetic Education (NCOPE) changed Orthotic and/or Prosthetic practitioner to a master’s degree
  - Certification established for Orthotics & Prosthetics Technician - Associate’s degree
- 2014 – SPC AS Orthotics & Prosthetics program established

# Program Results

- Enrollment for Baccalaureate Program

Year	2011	2012	2013	2014	2015
Total Enrollment	53	43	44	36	23

Source: SPC Business Intelligence

- Enrollment for Associates Program

Year	2014	2015
Total Enrollment	6	30

Source: SPC Business Intelligence

- Florida Job Outlook 2012-2022

	Annual % Growth	Annual Positions
Practitioners	8	10
Technicians	7	30

Source: US Bureau of Labor Statistics

# Recommendation

- Discontinue BAS-Orthotics & Prosthetics program
- Continue AS-Orthotics & Prosthetics program
  - Prepare students for Orthotics & Prosthetics Technician
  - Option to enter BAS-Health Services Administration program

# Teach-Out Timeline for Baccalaureate Students

- 10 students - complete Spring 2016
- 13 students - complete Spring 2017
- Florida International University –  
transfer institution agreement
  - Accommodate students – Master’s degree