

AGENDA

ST. PETERSBURG COLLEGE BOARD OF TRUSTEES JUNE 20, 2023

ST. PETERSBURG COLLEGE
EPICENTER (1-453)
13805 58th Street N
CLEARWATER, FL

REGULAR MEETING: 9:00 A.M.

I. CALL TO ORDER

- A. Invocation
- B. Pledge of Allegiance

II. RECOGNITIONS

- A. Presentation of Retirement Resolutions
 - 1. Mr. Mark Hunter (*Attending*)
 - 2. Ms. Alice Marks (*Attending*)
 - 3. Ms. Darlene Winters (*Attending*)
- B. SPC Spotlights

III. COMMENTS

- A. Board Chair
- B. Board Members
- C. President
- D. Public Comment pursuant to §286.0105 FS

IV. REVIEW AND APPROVAL OF MINUTES

Board of Trustees' Special Meeting May 16, 2023 (*Action*)
Board of Trustees' Workshop of May 16, 2023 (*Action*)

V. MONTHLY REPORTS

- A. General Counsel

VI. STRATEGIC FOCUS

A. BUDGET AND FINANCE

- 1. FY 2023-2024 Operating Fund Budget Proposal – Dr. Hector Lora, Associate Vice President, Budgeting (*Presentation*)
- 2. FY 2023-2024 Capital Outlay Budget Proposal – Dr. Lora (*Presentation*)
- 3. Adoption of Operating and Capital Outlay Budget for Fiscal Year 2023- 2024 – Dr. Lora (*Action*)

VII. CONSENT AGENDA

A. OLD BUSINESS (items previously considered but not finalized)

B. NEW BUSINESS

1. ADMINISTRATIVE MATTERS

a. Human Resources

i. Personnel Report (*Action*)

ii. Faculty Annual and Continuing Contract Recommendations (*Action*)

b. Naming of Tarpon Springs Workforce Innovation Hub (*Action*)

c. Equity Report (*Action*)

2. GRANTS/RESTRICTED FUNDS CONTRACTS

a. National Science Foundation - Industry 4.0 Skills for Manufacturing Technician (*Action*)

b. International Fine Print Dealers Association (IFPDA) Foundation Grant (*Action*)

c. U.S. Department of Defense – Innovation Bloc Grant (*Action*)

d. University of Central Florida, Florida Center for Students with Unique Abilities – Florida Postsecondary Comprehensive Transition Program (*Action*)

e. Florida Department of Education – Strengthening Career and Technical Education for the 21st Century Act (Perkins V) (*Action*)

3. BIDS, EXPENDITURES, CONTRACTS OVER \$325,000

a. Agreements with SHI International Corporation and Cornerstone OnDemand, Inc.—Learning Management System (*Action*)

b. Amendment to Agreement with Zendesk, Inc. (*Action*)

c. Continuation of the Agreement with Vaco, LLC (*Action*)

d. Microsoft Campus Agreement – Students, Staff, Faculty & Administrative (*Action*)

e. Agreement with Directions for Mental Health Inc. d/b/a Directions for Living – Student Mental Health Services (*Action*)

4. CAPITAL OUTLAY, MAINTENANCE, RENOVATION, AND CONSTRUCTION

a. Project Priority List (*Action*)

b. 5-Year Educational Plant Survey 2023-2027 (*Action*)

c. Capital Improvement Plan (CIP) for FY 2024-2025 through 2026-2027 (*Action*)

- 5. OTHER
 - a. Write-Offs (*Action*)

VIII. INFORMATIONAL REPORTS

- A. Direct Support Organization
 - 1. Institute for Strategic Policy and Solutions (*Information*)
 - 2. St. Petersburg College Foundation (*Information*)
- B. Palladium at St. Petersburg College (*Information*)
- C. Leepa Rattner Museum of Art (*Information*)
- D. Operating Budget Report (*Information*)
- E. Board Self – Evaluation (*Information*)*

IX. PRESIDENT’S EVALUATION*

X. PRESIDENT’S REPORT

XI. NEXT MEETING DATE AND SITE

August 15, 2023, EpiCenter, 1-453

XII. ADJOURNMENT

*ST. PETERSBURG COLLEGIATE HIGH SCHOOL GOVERNING BOARD MEETING
TO IMMEDIATELY FOLLOW –*

*Presenter: Catherine Kennedy, AVP, Academic Affairs and Partnerships, Principals, Dr. Ian Call,
Ryan Halstead and Remus Bulmer (see separate agenda)*

The purpose of the meeting is to provide highlights of the 2022-23 school year and to ask the governing board to approve the proposed budget for the 2023-24 school year so it can be submitted to the Pinellas County School District.

If any person wishes to appeal a decision made with respect to any matter considered by the Board at its meeting June 20, 2023, he or she will need a record of the proceedings. It is the obligation of such person to ensure a verbatim record of the proceedings is made, §286.0105, Florida Statutes.

Items summarized on the agenda may not contain full information regarding the matter being considered. Further information regarding these items may be obtained by calling the Board Clerk at (727) 341-3241.

***No packet enclosure**

Date Advertised: June 9, 2023

June 20, 2023

MEMORANDUM

TO: Board of Trustees, St. Petersburg College

FROM: Tonjua Williams, Ph.D., President 

SUBJECT: Fiscal Year 2023-2024 College General Operating, Capital Outlay, Student Activities, Auxiliary, and Scholarship Budgets with Tuition and Fees.

The FY23-24 operating budget proposal continues to enhance St. Petersburg College's effort to support its strategic pillars; promote academic excellence, economic mobility, community engagement, employee experience and engagement, and financial vitality.

Approval is sought for the College's Operating and Capital Outlay Budget for Fiscal Year 2023-24.

In addition to the following narrative, a budget summary is attached.

Fund 1 General Operating Budget - The College's General Operating Budget is based on the approved 2023-2024 General Appropriations Act (SB 2500).

Pursuant to state rule 6A-14.0716, the College must prepare a budget in such form as prescribed by the State Board of Education for the Current Unrestricted Fund. A copy of the budget approved by the College's Board of Trustees shall be submitted to the Chancellor, as the designee of the Commissioner of Education, by June 30 or on a later date established by the Chancellor. In accordance with Florida statutes (1011.30), this operating budget must be approved by the College's Board of Trustees prior to submission to the Department of Education (DOE). Any future revisions to this operating budget must be presented to and approved by the Board.

The proposed operating budget for FY 2023-24 current fund revenue for Saint Petersburg College (SPC) Fiscal Year (FY) 2023-24 proposed operating budget is \$179 million. This includes a \$5 million increase in State Funding, a \$2.3 million increase in Student Tuition & Fees, a \$3 million decrease in Other Revenue, a \$100,000 increase in Funds Transfer, and a \$19.1 million from Transfer in (1013.841, F.S) which includes Purchase order rollover and other restricted funds. Total revenues for SPC are budgeted to increase by \$15.4 million or 9.4%.

The FY 2023-24 budget for expenses is \$179 million. 68% is allocated to instruction, public service, academic support, and student support. The remaining 32% is directed to Institutional support and operation and maintenance or ground, student financial assistance. Budgeted expenses for FY23 are \$15.4 million higher than those for FY22. This is due to the fact that FY23 includes a transfer of \$3 million for the promise scholarship, an \$18 million spending plan pursuant (1013.841, F.S), a compensation increase of 3%, ~\$826,000 increase in the Florida retirement system (FRS), ~\$450,000 health insurance increase, \$386,000 Applied Mental Health Program, \$1 million others restricted funds.

Fund 7 Capital Outlay Budget – The FY2023-2024 College Capital Outlay budget of \$100.8 million provides for college-wide facility and technology infrastructure maintenance, and major building project funding.

In accordance with Florida statute 1013.61, this Capital Outlay budget must be approved by the College's Board of Trustees. The capital needs are presented in the attached summary as proposed expenditures from the capital budget funding sources are detailed.

The proposed Capital Outlay budget for FY 2023-24 revenue for Saint Petersburg College (SPC) Fiscal Year (FY) 2023-24 is \$100.8 million. This includes \$47.5 million from Public Education Capital Outlay (PECO), \$14.3 million for capital improvement fee, \$13.4 million transfer in, \$9 million from property proceeds, \$7.7 million for Tarpon Springs workforce, \$5 million for Tarpon Springs Deferred Maintenance, \$2.2 million for loss of revenue recovery, and ~ \$1.7 million from other funds.

The FY 2023-24 budget for expenses is \$100.8 million. This included \$2.7 million for construction bond payable, \$82.5 million for major construction which includes Workforce center and collegewide masterplan relocations, \$8.5 million for collegewide infrastructure and renovation, \$6 million in contingency, ~\$100,000 campus-wide needs, and \$955,000 internal personnel.

Student Fees per credit/course hour as follows:

Lower Division Credit Programs	2022-2023 Fees	2023-2024 Fees	% Change
Florida Residents			
Tuition Fee	\$ 80.94	\$ 80.94	
Student Activity & Service Fee	\$ 7.63	\$ 7.63	
Financial Aid Fee	\$ 4.04	\$ 4.04	
Technology Fee	\$ 4.04	\$ 4.04	
Capital Improvement Fee (CIF)	\$ 15.10	\$ 15.10	
Tuition and Fees	\$ 111.75	\$ 111.75	0%
Non-Residents			
Tuition Fee	\$ 80.94	\$ 80.94	
Out-of-State Fee	\$ 242.97	\$ 242.97	
Student Activity & Services Fee	\$ 7.63	\$ 7.63	
Financial Aid Fee	\$ 16.20	\$ 16.20	
Technology Fee	\$ 16.20	\$ 16.20	
Capital Improvement Fee (CIF)	\$ 22.96	\$ 22.96	
Tuition and Fees	\$ 386.90	\$ 386.90	0%

Post-Secondary Adult Vocational Non-Credit Programs	2022-2023 Fees	2023-2024 Fees	% Change
Florida Residents			
Tuition Fee	\$ 68.60	\$ 68.60	
Technology Fee	\$ 3.43	\$ 3.43	
Capital Improvement Fee (CIF)	\$ 3.43	\$ 3.43	
Total Registration Fees	\$ 75.46	\$ 75.46	0%
Non-Residents			
Tuition Fee	\$ 68.60	\$ 68.60	
Out-of-State Fee	\$ 205.82	\$ 205.82	
Technology Fee	\$ 13.72	\$ 13.72	
Capital Improvement Fee (CIF)	\$ 13.72	\$ 13.72	
Total Registration Fees	\$ 301.86	\$ 301.86	0%

Upper Division Credit Programs	2022-2023 Fees	2023-2024 Fees	% Change
Florida Residents			
Tuition Fee	\$ 91.79	\$ 91.79	
Student Activity & Service Fee	\$ 9.18	\$ 9.18	
Financial Aid Fee	\$ 4.59	\$ 4.59	
Technology Fee	\$ 4.59	\$ 4.59	
Capital Improvement Fee (CIF)	\$ 12.55	\$ 12.55	
Tuition and Fees	\$ 122.70	\$ 122.70	0%
Non-Residents			
Tuition Fee	\$ 91.79	\$ 91.79	
Out-of-State Fee	\$ 275.53	\$ 275.53	
Student Activity & Services Fee	\$ 9.18	\$ 9.18	
Financial Aid Fee	\$ 18.37	\$ 18.37	
Technology Fee	\$ 18.37	\$ 18.37	
Capital Improvement Fee (CIF)	\$ 12.55	\$ 12.55	
Tuition and Fees	\$ 425.79	\$ 425.79	0%

The budgets of other major funding categories, including Student Activities, Auxiliary, and Scholarship are provided to the Board for information. The following are brief narratives of each major funding category and budget summaries are attached.

Fund 2 Student Activities Budget - The FY2023-2024 College-wide Student Activities Budget is \$4.4 million. It includes \$860,396 distributed across the campus' Student Government Associations (SGA) for budget development. This budget is reviewed and approved by the President.

Fund 3 Auxiliary Budget – The FY2023-2024 College-wide Auxiliary Budget is \$1.7 million. It includes \$1.6 million to support expenses in the Fund 1 General Operating Budget.

Fund 5 Scholarship Budget – The FY2023-2024 College-wide Scholarship Budget is \$56.3 million. It includes \$49.3 million in Federal and State financial aid, \$1.8 million in scholarships funded by the Student Financial Aid Fee, and \$5.2 million in Foundation and other scholarships.



Janette Hunt, Vice President, Finance and Business Operations; and Dr. Hector Lora, Associate Vice President, Budgeting.

Attachment

St. Petersburg College	
FY 2023-24 Fund 1 Operating Budget	
Revenue	
Student Tuition & Fees	\$ 54,321,149
State Funding	\$ 96,184,765
Other Revenues	\$ 8,304,325
Fund Transfers In	\$ 1,600,000
Reserves	\$ 19,140,000
Total Revenue	\$ 179,550,239
Expenses	
Instruction	\$ 61,647,786
Academic Support	\$ 26,674,788
Student Support	\$ 22,017,747
Total Instructional	\$ 110,340,322
Institutional Support	\$ 28,669,383
Physical plant Operation and Maintenance	\$ 20,186,666
Student Financial Assistance	\$ 2,341,848
Contingency, Transfer, Etc.	\$ 18,012,021
Total Administrative	\$ 69,209,918
Total Operating Costs	\$ 179,550,239
Balance	\$ -

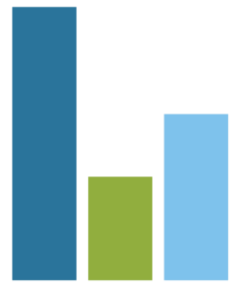
St. Petersburg College				
Fund 7 Capital Outlay Budget 2023-24				
	Capital Improvement Funds	State Appropriation Funds	Other Funds	Budget Total
Projected Sources of Revenue				
PY STATE PECO Projects		\$ 5,000,000		\$ 5,000,000
SODA General Renovation/Remodel (265)*		\$ -		\$ -
STATE -Collegewide Deferred Maintenance		\$ 47,576,641		\$ 47,576,641
PY Capital Improvement Fees	\$ 8,288,473			\$ 8,288,473
Capital Improvement Fees	\$ 6,105,316			\$ 6,105,316
CO&DS		\$ 500,000		\$ 500,000
PY CO&DS***		\$ 502,380		\$ 502,380
Other Misc. Sources			\$ 152,020	\$ 152,020
Tarpon Spring Proceeds Sale of Racetrac			\$ 145,940	\$ 145,940
Pharmacy& Lumastream			\$ 120,756	\$ 120,756
Simulation City Law Enforcement		\$ 84,674	\$ -	\$ 84,674
Tarpon Springs Workforce Center			\$ 7,770,812	\$ 7,770,812
Transfer In -			\$ 13,400,000	\$ 13,400,000
Loss of Revenue Recovery			\$ 2,251,307	\$ 2,251,307
Property Proceeds			\$ 9,000,000	\$ 9,000,000
Total Fund Sources	\$ 14,393,789	\$ 53,663,695	\$ 32,840,835	\$ 100,898,319
Projected Uses of Revenue				
Budgeted Personnel Salaries	\$ 488,953	\$ -	\$ -	\$ 488,953
Other Personnel	\$ 150,055	\$ -	\$ -	\$ 150,055
Employee Benefits - Retirement	\$ 69,141	\$ -	\$ -	\$ 69,141
Employee Benefits - FICA/Medicare	\$ 48,884	\$ -	\$ -	\$ 48,884
Employee Benefits - Health/Dental/Wellness	\$ 202,246	\$ -	\$ -	\$ 202,246
Total Personnel & Benefits	\$ 959,278	\$ -	\$ -	\$ 959,278
Major Construction				
Workforce Center	\$ -	\$ -	\$ 7,916,753	\$ 7,916,753
Clearwater Business Tech	\$ 75,068	\$ -	\$ -	\$ 75,068
Collegewide MasterPlan-Relocations	\$ -	\$ -	\$ 22,000,000	\$ 22,000,000
Collegewide Deferred Maintenance	\$ -	\$ 47,576,641	\$ -	\$ 47,576,641
Tarpon Springs - PECO	\$ -	\$ 5,000,000	\$ -	\$ 5,000,000
Total Major Construction	\$ 75,068	\$ 52,576,641	\$ 29,916,753	\$ 82,568,462
Infrastructure Deferred Maintenance and Network				
Deferred Maintenance	\$ 1,427,839	\$ -	\$ 79,094	\$ 1,506,933
HVAC HEERF			\$ 2,651,307	\$ 2,651,307
College-wide Infrastructure & Renovation/Remodel	\$ 1,169,141		\$ 152,020	\$ 1,321,161
Technology Infrastructure Maintenance	\$ 3,024,701			\$ 3,024,701
Total Infrastructure Deferred Maintenance and Network	\$ 5,621,681	\$ -	\$ 2,882,421	\$ 8,504,102
Project Expense				
Collegewide Campus Projects Fy2024	\$ -			\$ -
Collegewide Furniture	\$ -			\$ -
Allstate				
Simulation City	\$ -	\$ 84,674	\$ -	\$ 84,674
EpiCenter/District Office				
Capital Equipment - EpiTech	\$ 15,000			\$ 15,000
Downtown/Midtown				
	\$ -	\$ -	\$ -	
HEC				
	\$ -	\$ -	\$ -	\$ -
Seminole				
Pharmacy	\$ -	\$ -	\$ 41,661	\$ 41,661
Tarpon Springs				
	\$ -	\$ -	\$ -	\$ -
Contingency	\$ 5,031,199.00	\$ 1,002,380	\$ -	\$ 6,033,579
Debt Service - Construction Obligations and Bonds	\$ 2,691,563	\$ -	\$ -	\$ 2,691,563
Total Expenses	\$ 14,393,789	\$ 53,663,695	\$ 32,840,835	\$ 100,898,319
Remaining Funds	0	0	0	0

St Petersburg College
FY 2023-24 Fund 2 Student Activities Budget

Total Projected Student Activity Revenues		\$ 4,412,062
Less Budgeted Expenses:		
Annual Journal Entries		\$ 73,964
Student Determined Activities Distribution (25%)		\$ 860,396
Reserve (5%)		\$ 115,291
Budgeted Personnel (excluding annual journal entries and athletics personnel)*		\$ 1,516,895
Athletics (including personnel)		\$ 920,049
Non-Discretionary Campus Program Operating Expenses		\$ 235,969
Other Collegewide Operating Expenses		\$ 689,498
Total Budgeted Expenses		\$ 4,412,062
Surplus/ Deficit		\$ -

St. Petersburg College	
FY 2023-24 Fund 3 Auxiliary Budget	
Revenues:	
Bookstore Commissions	\$ 800,000.00
Food Services/Vending Commissions	\$ 30,000.00
Royalties-Ethics Textbook	\$ 123,000.00
Royalties-Excess Bandwidth	\$ 473,000.00
Pay For Print Sales	\$ 10,000.00
Interest	\$ 5,000.00
Royalties-Ethics Textbook Reserves	\$ 113,000.00
Other Revenue	\$ 187,000.00
Total Revenues	\$ 1,741,000.00
Expenses:	
Computer & Equipment Leases	\$ 86,000.00
Total Expenses	\$ 86,000.00
Transfers Out to Other Funds:	
Operating Budget Fund	\$ 1,600,000.00
Scholarship Fund Mac J Williams	\$ 5,000.00
International Scholarships	\$ 50,000.00
Total Transfers Out to Other Funds	\$ 1,655,000.00
Total Expenses & Transfers	\$ 1,741,000
Excess of Revenues Over Expenses & Transfers	\$ -

St Petersburg College FY 2023-24 Fund 5 Scholarship Budget		
Revenues:		
Student Financial Aid Fees Collected	\$	1,850,000
Federal PELL and SEOG Grants	\$	36,259,000
Various Florida State Scholarship Grants	\$	13,000,000
Various SPC Foundation and Other Scholarship Grants	\$	5,220,000
Total Revenues	\$	56,329,000
Expenses:		
Financial Aid Fee Scholarships awarded:		
Student Incentive Grant Scholarships	\$	937,500
Johnnie Ruth Clark Scholarships	\$	155,556
SPC Presidential Scholarships	\$	134,100
Fine Arts, Visual Art, Associate to Baccalaureate, Honors College, Misc. Scholarships	\$	622,844
Total Financial Aid Fee Scholarships	\$	1,850,000
Federal PELL & SEOG Grants Awarded	\$	36,259,000
State of Florida Scholarships	\$	13,000,000
Various SPC Foundation and Other Scholarships	\$	5,220,000
Total Expenses	\$	56,329,000
Surplus/ Deficit	\$	-



St. Petersburg College Board of Trustees Operating Report

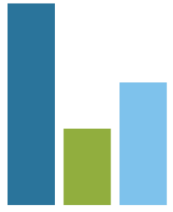
Dr. Hector Lora - AVP, Budgeting

June 20, 2023



Revenue FY 2023-24

Operating Budget	Budget FY 2022-23	Budget FY 2023-24	% of Change
Revenue		Proposed	
Student Tuition & Fees	\$ 51,981,580	\$ 54,321,149	5%
State Funding	\$ 91,118,156	\$ 96,184,765	6%
Other Revenues	\$ 11,359,768	\$ 8,304,325	(27%)
Fund Transfers In	\$ 1,500,000	\$ 1,600,000	7%
Transfer in (1013.841, F.S.)	\$ 8,101,252	\$ 19,140,000	136%
Total Revenue	\$ 164,060,756	\$ 179,550,239	9%
*Transfer in (1013.841, F.S.) Includes PO rollover			



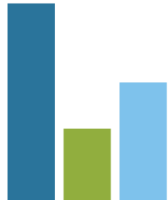
FY 2023-24 State Funding

Fund Type	FY22/23 Budget Base	Governor Proposed				
		Budget	FY 23-24 Senate	FY 23-24 House	Budget Conference	Final Approval
State Appr - Florida College System	\$ 71,617,032	\$ 73,759,378	\$ 92,946,385	\$ 88,915,391	\$ 93,333,325	\$ 76,578,983
State Appr - FCS Applied Mental Health			\$ 386,940.00	\$ 193,470	\$ 386,940	\$ 386,940
State Appr - Lottery	\$ 14,743,060	\$ 14,743,060				\$ 16,754,342
Performance Funding	\$ 1,599,416		\$ 1,764,500	\$ 1,765,553	\$ 1,764,500	\$ 1,764,500
Nursing Funding	\$ 2,458,648				\$ 2,073,253	\$ 2,073,253
Industry Certifications	\$ 700,000	\$ 700,000	\$ 700,000	\$ 700,000	\$ 700,000	\$ 700,000
PECO Funds Palladium					\$ 850,000	\$ 850,000
Total	\$ 91,118,156	\$ 89,202,438	\$ 95,797,825	\$ 91,574,414	\$ 99,108,018	\$ 99,108,018

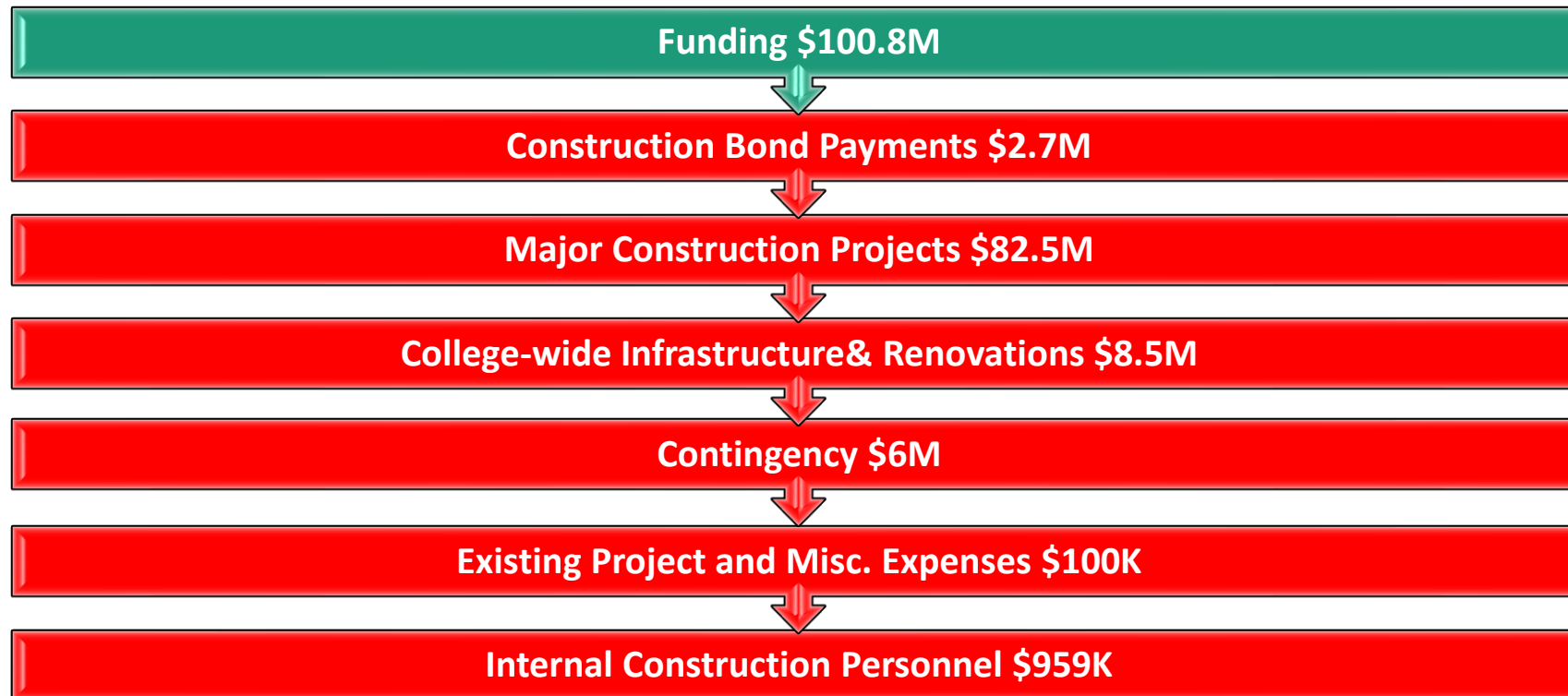


Expenses FY 2023-24

Operating Budget	Budget FY 2022-23	Budget FY 2023-24	% of Change
Expenses		Proposed	
Instruction	\$ 62,561,377	\$ 61,647,786	1.5%
Academic Support	\$ 26,071,026	\$ 26,674,788	(2%)
Student Support	\$ 22,952,552	\$ 22,017,747	4%
Total Instructional	\$ 111,585,950	\$ 110,340,322	1%
Institutional Support	\$ 26,825,016	\$ 28,669,383	(7%)
Physical plant Operation and Maintenance	\$ 17,607,303	\$ 20,186,666	(15%)
Student Financial Assistance	\$ 2,372,798	\$ 2,341,848	1%
Contingency, Transfer, Etc.	\$ 5,669,689	\$ 18,012,021	(218%)
Total Administrative	\$ 52,474,806	\$ 69,209,917	(32%)
Total Operating Expenses	\$ 164,060,756	\$ 179,550,239	(9%)
Balance	\$ -	\$ -	
*FY2023-24 excludes Net Pension adjustments.			



FY 2023-24 Fund/ Capital Outlay Fund





FY 23/24 Budget Approval


Approval is sought to adopt:

- FY 2023/24 Operating Fund Budget
 - Including
 - \$1.6M Auxiliary Fund Transfer In
 - \$13.4M Transfer out to Capital Outlay Budget
 - \$3M Transfer out (Promise) Scholarship.

- FY 2023/24 Capital Outlay Fund Budget

June 20, 2023

MEMORANDUM

TO: Board of Trustees, St. Petersburg College
FROM: Tonjua Williams, Ph.D. President 
SUBJECT: Personnel Report

Approval is sought for the following recommended personnel transactions:

HIRE Budgeted Administrative & Professional			
Name	Title	Department/Location	Effective Date
Bandy, Josalyn R	Operational Tech Analyst	Administrative Information Sys	5/8/2023
Giron, Christian O	Admissions Recruiter	Enrollment Management DO	5/1/2023
Camisa, Kristen	Digital Designer	Marketing&StrategicCommunicatn	5/8/2023
Corde, Joanna	Project Coordinator	Workforce/Professnl Developmnt	5/15/2023
Gomez, Julie D	Certificate Program Coordinato	Workforce/Professnl Developmnt	5/1/2023
Musco, Marlene A	Sr. Sign Language Interpreter	Accessibility Services	5/1/2023

TRANSFER/PROMOTION Budgeted Administrative & Professional			
Name	Title	Department/Location	Effective Date
Scholing, Joy L	Reference & Instruct Librarian	Learning Resources	5/1/2023
Bowe Slagle, Adrienne	Systems Analyst, LMS	Online Learning and Services	5/1/2023
Groff, Frank D	Instructional Support Tech	Online Learning and Services	5/1/2023
Jakupovic, Danijel	Information Technology Manager	Administrative Information Sys	5/1/2023
Semegran, Diana J	Career & Academic Advisor	Counseling & Advisement TS	5/30/2023
Weaver, Barbara M	Supplier Diversity Manager	Business Services	5/29/2023

HIRE Budgeted Career Service			
Name	Title	Department/Location	Effective Date
Di Roma, Mary C	Enrollment Specialist	Academic Affairs	5/22/2023
Stevens, Samantha	Administrative Svcs Specialist	Student Activities SE	5/30/2023
Bowman, Luke	Technology Support Specialist	Desktop Software Support	5/1/2023
Cook, Tami L	Sr Administrative Svcs Speclst	Purchasing	5/15/2023
Feliciano, Claudia F	Custodian	Custodial Services CL	5/15/2023
Pena, Shannon	Sr Tech Support Specialist	Administrative Information Sys	5/15/2023
Goodmanson, Austin G	Enrollment Specialist	Academic Affairs	5/15/2023

TRANSFER/PROMOTION Budgeted Career Service			
Name	Title	Department/Location	Effective Date
Maldonado, Jacqueline C	Sr Administrative Svcs Speclst	Provost Office TS	5/29/2023
Walker, Amanda K	Payroll Specialist	Payroll	5/29/2023

RENEWAL CONTRACT Budgeted Administrative & Professional			
Name	Title	Department/Location	Effective Date

FACULTY			
Name	Title	Department/Location	Effective Date

SUPPLEMENTAL Temporary			
Name	Title	Department/Location	Effective Date
Black, Louise	Faculty - supplemental	Business Administration SP	5/8/2023
Black, Louise	Faculty - supplemental	Business Administration SP	5/8/2023

Clarke, Heather M	Faculty - supplemental	Business Administration SP	5/8/2023
DiVita, Brian J	Adjunct Faculty	Business Administration SP	5/8/2023
Macogay, Eugene	Faculty - supplemental	Respiratory Care HC	5/8/2023
Mairn, Chad P	Faculty - supplemental	Humanities & Fine Arts SPG	5/8/2023
Mont, Michele A	Adjunct Faculty, Bach	Business Administration SP	5/8/2023
Polson Jr, Herbert E	Adjunct Faculty	Social & Behavioral Science CL	5/15/2023
Rodriguez, Rosa E	Faculty - supplemental	Communications SPG	5/15/2023
Rojas, Andres	Faculty - supplemental	Business Administration SP	5/15/2023
Selby, Thomas L	Adjunct Faculty, Bach	Baccalaureate Biology	5/8/2023
Taylor, Cary	Adjunct Faculty	Speech - Letters CL	5/15/2023
Terrana, Joseph P	Faculty - supplemental	Humanities & Fine Arts SPG	5/8/2023
Tomek, Lorrie A	Adjunct Faculty, Bach	College of Computer & InfoTech	5/1/2023
Wilfong, Christopher J	Professional Trainer-OPS	SE Public Safety Institute AC	5/15/2023
Wilfong, Christopher J	Professional Trainer-OPS	SE Public Safety Institute AC	5/15/2023
Wilfong, Christopher J	Professional Trainer-OPS	SE Public Safety Institute AC	5/15/2023
Antonio, Kristopher J	Adjunct Faculty, HTF for HEC	Emergency Medical Services HC	5/1/2023
Cress, Andrea	Adjunct Faculty	Natural Science TS	5/1/2023
Holliday, Emily	Adjunct Faculty	College of Computer & InfoTech	5/22/2023
Keith, Dustin L	Adjunct Faculty	Respiratory Care HC	5/1/2023
Kincer, Heather	Adjunct Faculty	College of Computer & InfoTech	5/22/2023
McGregor, Leigh	Adjunct Faculty	College of Computer & InfoTech	5/22/2023
Petrone, Gianluca	Professional Trainer-OPS	SE Public Safety Institute AC	5/15/2023
Petrone, Gianluca	Professional Trainer-OPS	SE Public Safety Institute AC	5/15/2023
Petrone, Gianluca	Professional Trainer-OPS	SE Public Safety Institute AC	5/15/2023
Wilfong, Christopher J	Professional Trainer-OPS	SE Public Safety Institute AC	5/15/2023
Wilson, Derrick J	Professional Trainer-OPS	Provost Office AC	5/22/2023
Petrone, Gianluca	Professional Trainer-OPS	SE Public Safety Institute AC	5/15/2023
Shuman, Susan L	Adjunct Faculty	Natural Science TS	5/22/2023
Bishop, Richard	Adjunct Faculty	Academic Affairs	5/8/2023
Chernoff, Cody	Coach-OPS	Athletics	5/15/2023
Czarnecki, Lynda S	Adjunct Faculty, Bach	College of Health Sciences	5/15/2023
Foultz, Ross C	Adjunct Faculty	College of Computer & InfoTech	5/22/2023
Kwok, Jason	Adjunct Faculty, HTF for HEC	Dental Hygiene HC	5/1/2023
Meir II, John H	Adjunct Faculty	College of Computer & InfoTech	5/22/2023
Spiegel, Colleen S	Adjunct Faculty	Natural Science TS	5/22/2023
Tagliarini, David F	Adjunct Faculty	Humanities & Fine Arts SPG	5/1/2023


HIRE Temporary			
Name	Title	Department/Location	Effective Date
Abercrombie, Eric N	Project Deliverable-Supplement	Ethics CL	5/1/2023
Garrett, Susan A	OPS Career Level 6	Workforce/Professnl Developmnt	5/15/2023
Malave, Laura H	Project Deliverable-Supplement	Academic EffectivenessAssessmt	5/22/2023
Moriarty, Christian R	Project Deliverable-Supplement	Ethics SPG	5/13/2023
O'Loughlin, Patricia E	General Support-OPS	Nursing HC	5/1/2023
Tucker, Eric J	Project Deliverable-Supplement	Ethics TS	5/1/2023
Tucker, Eric J	Project Deliverable-Supplement	Ethics TS	5/1/2023
Tucker, Eric J	Project Deliverable-Supplement	Ethics TS	5/1/2023
Brandon, Alexzia	OPS Career Level 2	Counseling & Advise ment DT	5/30/2023
Rivera, Gina M	OPS Career Level 2	Natural Science SE	5/30/2023
Dugas, Rebecca H	OPS Career Level 5	Workforce/Professnl Developmnt	5/1/2023
Lowery, Peter T	OPS Career Level 2	Associate Provost Office MT	5/30/2023
Menard, Raymond E	Project Deliverable-Supplement	Academic EffectivenessAssessmt	5/17/2023
Thomas, Ryan A	OPS Career Level 5	Learning Resources	5/1/2023
Joukema-Arroyo, Lorri A	OPS Career Level 5	Workforce/Professnl Developmnt	5/15/2023
Nadeau, Karen L	OPS Career Level 5	Academic Affairs	5/23/2023
Peter Enyabine, Precious C	OPS Career Level 2	Natural Science SPG	5/15/2023
Pogribnichenko, Nadia L	OPS Career Level 5	Workforce/Professnl Developmnt	5/22/2023
Posnak, Veronica S	OPS Career Level 4	Business Services	5/23/2023

Darryl Wright-Greene, Chief Human resources and Talent Officer, bringing the actions forward, recommends approval.

June 20, 2023

MEMORANDUM

TO: Board of Trustees, St. Petersburg College

FROM: Dr. Tonjua Williams, President 

SUBJECT: Faculty Annual & Continuing Contract Recommendations (2023-2024)

Approval is sought for the following recommended personnel transactions concerning faculty appointments, which shall be enforced via contracts for employment.

Recommend appointment to a contract, contingent upon the successful completion of satisfactory service in the current contract year.


Name	Title	Effective Date
Gilberg, Sharon	Faculty Continuing Contract	8/1/2023 - 7/31/2024
Mann, Michelle	Faculty Continuing Contract	8/1/2023 - 7/31/2024
Przyborowski, Marta	Faculty Continuing Contract	8/1/2023 - 7/31/2024
Brown, Twila	Faculty Annual Contract	8/1/2023 - 7/31/2024
Lewis, Mary	Faculty Annual Contract	8/1/2023 - 7/31/2024
Sadasivam, Krishna	Faculty Annual Contract	8/1/2023 - 7/31/2024

Tonjua Williams, President and Matthew Liao-Troth, Vice President for Academic Affairs, recommend approval.

June 20, 2023

MEMORANDUM

TO: Board of Trustees, St. Petersburg College

FROM: Tonjua Williams, President 

SUBJECT: Faculty Annual and Continuing Contract Review Process (Information)

The deans addressed a number of factors associated with each faculty member as part of the decision-making process. These factors include:

Annual Contract Review Factors

- Student Course Success Rates
- Student Course Survey of Instruction Scores
- Participation in Out of Class Support
- College Service and Duties Outside the Classroom
- Professional Development Completed
- Professional Development Plan for the coming year in collaboration with Dean
- Class Observations Strengths

Additional Continuing Contract Review Factors

- Between five and seven years of satisfactory Annual Faculty Contract service
- Currency and scope of subject matter knowledge
- Relevant feedback from students, faculty and employers of students
- Service to the department, college, and community
- Demonstrated and measurable contribution to student success

Three faculty are recommended for Continuing Contracts and three are recommended for Annual Contracts for the 2023-2024 academic year.

The Center for Excellence in Teaching and Learning and the Instructional Design, Education and Support Team continue to provide innovative teaching workshops, webinars, and training to help faculty meet the changing needs of our current student population.

Matthew Liao-Troth, Vice President, Academic Affairs

June 20, 2023

MEMORANDUM

TO: Board of Trustees, St. Petersburg College

FROM: Tonjua Williams, Ph.D. President 

SUBJECT: Approval of name as the “Chris Sprowls Workforce Innovation Hub” at the Tarpon Spring Campus in Honor of Former Florida Speaker of the House.

Approval is sought to name the newly renovated space in the Michael and Evelyn Bilirakis Building on the Tarpon Springs Campus as the “Chris Sprowls Workforce Innovation Hub” in honor of former Florida Speaker of the House, Chris Sprowls.

Board of Trustees Rule #6Hx23-6.14 provides guidance on naming St. Petersburg College Facilities. The intent of the rule is to allow the College to honor and recognize significant contributions to the College by an individual either through extraordinary service and/or philanthropic giving. The corresponding procedure to the above rule provides guidance on a committee process to consider recommendations before the President’s review. The following college-wide committee was created to consider this naming opportunity at the St. Petersburg College’s Tarpon Springs Campus:

- Jason Butts, Vice-Chair, SPC Board of Trustees
- Jackie Skryd, Vice President, Workforce Development & Corporate Relations
- Jesse Turtle, Vice President, SPC Foundation
- Rodrigo Davis, Provost, Tarpon Springs Campus
- Belinthia Berry, Dean Workforce Programs
- Sidney Martin, Program Director, Engineering Technology
- Juan Bedoya, SPC Student


In recognition of the support and contributions made by former Speaker of the Florida House of Representatives Chris Sprowls, we are requesting approval to name the newly renovated space within the Michael and Evelyn Bilirakis Building on the Tarpon Springs campus as the “Chris Sprowls Workforce Innovation Hub”.

Tonjua Williams, President, Dr. Rodrigo Davis, Provost, Tarpon Springs Campus and the above-named committee members recommend approval.

June 20, 2023

MEMORANDUM

TO: Board of Trustees, St. Petersburg College

FROM: Tonjua Williams, Ph.D., President 

SUBJECT: 2022-2023 Equity Report

Approval is sought to submit the 2020-2021 Equity Update Report to the Florida Department of Education, Division of Florida Colleges.

Consistent with the requirements of Sections 1000.05 and 1012.86, Florida Statutes, each Florida College System institution is required to submit an annual update of local plans related to educational equity in the areas of athletics, education and employment.

Approval is sought for the entirety of the report, provided as an attachment and summarized below.

Student Data

Overall, Black student enrollment has remained steady at the college while Hispanic enrollment has slightly increased. The completion rates of Black and Hispanic students have seen an increase during the 2021-2022 academic year. As is relates to student enrollment, a goal has been established to increase Hispanic and other Minority student enrollment. Student completions of Associate in Arts (A.A.) degrees and Certificates showed an increase for Black, Other Minorities, and Male populations, Associate in Science/Associate in Applied Science (A.S./A.A.S.) has shown an increase for Hispanic students, and Baccalaureate degree completions increased for Hispanic and Male student populations. Student completions goals were set to increase Black, Other Minorities, and male student participation in A.A. degrees and Hispanic student completions in A.S./A.A.S. degrees.

To support our enrollment and completion goals, a series of student support services, case management structure and various initiatives have been instituted to facilitate the success of all our students, especially our most vulnerable student populations. Services including food, clothing and toiletries, free bus rides and mental health sessions. Other initiatives include Women on the Way, Persistence Incorporated into College Hired (PITCH) Program, and Brother to Brother, among others.

Athletics

The College has a total of 4 women’s teams and 2 men’s teams, and each athletic team has designated locker room space in the vicinity of playing location and workout facilities, training rooms, and tutoring labs at the various campus locations. Based on the participation rates of female athletes compared to female enrollments and based on the college’s athletic program assessment as presented in the EADA Survey Federal Report, the College has met Substantial

Proportionality relative to Title IX and Gender Equity in Athletics. It is our goal to continue to align our athletic programs and scholarships with our student enrollment to remain in compliance.

Employee Data

Employment goals for the college are set based on anticipated enrollment, however, there are no goals for this cycle. The college is set to attract, recruit and hire employees who represent diverse categories with the leadership of the Human Resources Talent Acquisition team. The college will persist in advertising to attract outstanding talent that will contribute to the college goals and in achieving our overarching goals of educating, empowering and engaging.

As a foundational strategic objective, the College continues to develop and implement deliberate steps to improve equity at the College, both for students and employees.

Attachment

St. Petersburg College

College Annual Equity Update 2022-2023

Deadlines:

**Part II. College Employment Equity Accountability
Plan – May 1, 2023**

Entire College Annual Equity Update – July 3, 2023

Submission Information

Equity Officer: **Dr. Devona F. Pierre**

Email: eaeo_director@spcollege.edu

Phone: **727.341.3261**

Date: **6/30/2023**

Contents

General Information and Applicable Laws for Reporting	3
Part I. Policies and Procedures that Prohibit Discrimination	3
Part II. College Employment Equity Accountability Plan.....	5
Part III. Strategies to Overcome Underrepresentation of Students	130
Part IV. Substitution Waivers for Admissions and Course Substitutions for Eligible Students with Disabilities	234
Part V. Gender Equity in Athletics.....	25
Part VI. Signature Page.....	19

General Information and Applicable Laws for Reporting

The purpose of the College Annual Equity Update is to provide updates on efforts to comply with Florida Statutes related to nondiscrimination and equal access to postsecondary education and employment in Florida College System (FCS) institutions. The following Florida Statutes (F.S.) and implementing State Board of Education rules in the Florida Administrative Code (F.A.C.) have specific requirements for the annual update.

- Section 1000.05, F.S., the “Florida Educational Equity Act”
- Section 1012.86, F.S., Florida College System institution employment equity accountability program
- Section 1006.71, F.S., Gender equity in intercollegiate athletics
- Implementing Rule 6A-10.041, F.A.C., Substitution for Requirements for Eligible Students with Disabilities at Florida Colleges and Postsecondary Career Centers
- Implementing Rules 6A-19.001 – 6A-19.010, F.A.C., related to educational equity

The Division of Florida Colleges (DFC) continues to provide certified data in Excel format on the areas of measurement required by statute and rule. Additionally, tables have been created and embedded in the template for inputting data, setting goals, and reflecting on goal achievement. Please use the data supplied by the DFC to complete the tables.

Submission of the College Annual Equity Update is due to the Florida Department of Education, Division of Florida Colleges by **the deadlines**. The update should be submitted by email to FCSInfo@fldoe.org. **Colleges must submit this template in Word format.** PDFs of the report template will not be accepted. Colleges may attach additional documents in PDF or Word format as appendices.

For the 2022-23 report, the factors DFC will review for completeness will be embedded after sections of the report and DFC will use these sections to notify colleges of any omitted required information. These will be marked “Completed by Division of Florida Colleges.” Example:

*Review of Part I: Course Substitutions
(Completed by Division of Florida Colleges)*

Requirement	Response	Comments	Action
Did the college submit the Course Substitution Report?	Select one.		

Compliance with House Bill 7

During the 2022 legislative session, House Bill (HB) 7 amended multiple Florida Statutes related to non-discrimination in the Florida Civil Rights Act (FCRA) and Florida Education Code. At the time of the bill’s passage, the Florida Department of Education advised colleges to take the necessary action to ensure compliance. When completing the 2022-2023 College Annual Equity Update, colleges are expected to include all updates to board and administrative policies and procedures to conform with the provisions of HB 7.

Part I. Policies and Procedures that Prohibit Discrimination

This section relates to processes used to ensure that certain policies and procedures are current, accurate, in compliance and available to all students, employees and applicants as required by statute.

A) Has the governing board updated the college's approved and adopted policy of nondiscrimination? **Make a selection:** No If yes, provide the following applicable updates.

Date of revision: [Click here to enter text.](#)

Description of the revision: [Click here to enter text.](#)

Web link(s) to document the revision: [Click here to enter text.](#)

B) Has the college updated the procedures used to notify staff, students, applicants for employment and admission, collective bargaining units and the general public of this policy? **Make a selection:** No If yes, provide updated information.

Response: [Click here to enter text.](#)

C) Has the college changed the person(s) designated to coordinate the college's compliance with section 1000.05, F.S.; Rule 6A-19.001-.010, F.A.C.; Title IX; Section 504; or Title II? **Make a selection:** No If yes, provide the following applicable information for each updated contact.

Name/title: [Click here to enter text.](#)

Phone number: [Click here to enter text.](#)

Address: [Click here to enter text.](#)

Email address: [Click here to enter text.](#)

Is this contact's information available in the regular notice of nondiscrimination?

Make a selection: [Select one.](#)

D) Has the college updated the grievance or complaint procedures for use by the aggrieved person(s)? **Make a selection:** No If yes, provide the following applicable updates.

Date of revision: [Click here to enter text.](#)

Description of the revision: [Click here to enter text.](#)

Web link(s) to document the revision: [Click here to enter text.](#)

E) Grievance procedures should address the following, at a minimum. Confirm if the college is meeting these requirements.

- 1) Notifications of these procedures are placed in prominent and common information sources. **Make a selection:** Yes
- 2) Procedure(s) are designed to encourage prompt and equitable resolution of student, employee and applicant complaints, but do not prohibit individuals from seeking redress from other available sources. **Make a selection:** Yes
- 3) Procedures prohibit retaliation against any person filing a complaint alleging discrimination or any person alleged to have committed discrimination. **Make a selection:** Yes

If no, provide the college's plan for compliance.

Response: [Click here to enter text.](#)

F) Have there been any revisions to nondiscrimination policies or procedures pertaining to:

Title IX?	No
Title II?	No
Section 504?	No
Nondiscrimination policies or procedures pertaining to disability services, including Rule 6A-10.041, F.A.C., that addresses course substitution requirements?	No
Acquired Immune Deficiency Syndrome/Human Immunodeficiency Virus (AIDS/HIV) Infectious Disease?	No
Any additional policies or procedures pertaining to nondiscrimination practices?	No
Implementation of HB 7? (If not previously addressed)	No

If yes, address the following for any identified policies or procedures.

Name of the policy and/or procedure(s): [Click here to enter text.](#)

Date of revision: [Click here to enter text.](#)

Description of the revision: [Click here to enter text.](#)

Web link(s) to document the revision: [Click here to enter text.](#)

***Review of Part I: Policies and Procedures that Prohibit Discrimination
(Completed by Division of Florida Colleges)***

Requirement	Response	Comments	Action
Have there been any updates to the college's policy of nondiscrimination adopted by the governing board?	Select one.		
If yes, applicable updates provided?	Select one.		
Have there been any updates to person(s) designated to coordinate the college's compliance with section 1000.05, F.S.; Rules 6A-19.001-.010, F.A.C.; Title IX; Section 504; or Title II?	Select one.		
If yes, applicable updates provided?	Select one.		
Have there been any updates to the college's grievance or complaint procedures for use by students, applicants and employees who allege discrimination?	Select one.		
If yes, applicable updates provided?	Select one.		

Requirement	Response	Comments	Action
Grievance procedures should address the following at a minimum.	-	-	-
Notifications of these procedures are placed in prominent and common information sources.	Select one.		
Procedure(s) are designed to encourage prompt and equitable resolution of student, employee and applicant complaints, but do not prohibit individuals from seeking redress from other available sources.	Select one.		
Procedures prohibit retaliation against any person filing a complaint alleging discrimination or any person alleged to have committed discrimination.	Select one.		
If no, is a plan for compliance provided?	Select one.		

Part II. College Employment Equity Accountability Plan

Section 1012.86, F.S., Florida College System institution employment equity accountability program, requires that each college include in its annual equity update a plan for increasing the representation of women and minorities in senior-level positions, full-time faculty positions and full-time faculty positions who have attained continuing contract status. The plan must include specific, measurable goals and objectives, specific strategies and timelines for accomplishing these goals and objectives and comparable national standards as provided by the Florida Department of Education.

A. Data, Analysis and Benchmarks

DFC provides colleges with employment data for the last three fall terms to evaluate employment trends for females and minorities in senior-level positions (also referred to as Executive/Administrative/Managerial or EAM positions), full-time instructional staff and full-time instructional staff with continuing contract status. DFC also provides colleges with student enrollment percentages by race and sex to be used as the benchmark for setting employment goals, as colleges continue to strive for alignment between student population and employment demographics.

College Full-Time Executive/Administrative/Managerial Staff

Informed by the EAM tab, complete the following table to analyze the college's attainment of annual goals and long-range goals for increasing the number of women and minorities in EAM positions.

	2021-22 Reporting Year College Student Population (%)	EAM Actuals (%) Fall 2021	EAM Stated Goals (%) Fall 2022	EAM Actuals (%) Fall 2022	EAM Goal Met (Yes/No)	EAM Goals for Fall 2023
Black Female	10.2	13.3	N/A	14.3	N/A	14.3
Black Male	4.5	4.4	5.0	4.8	No	4.8
Hispanic Female	11.6	1.1	2.0	-	No	2.0
Hispanic Male	6.5	4.4	4.5	6.0	Yes	6.0
Other Minorities Female	5.3	2.2	2.5	2.4	No	2.4
Other Minorities Male	3.3	2.2	3.0	2.4	No	2.4
White Female	35.5	32.2	N/A	33.3	N/A	31.3
White Male	23.2	40.0	N/A	36.9	N/A	36.8
Total Female	62.6	48.9	N/A	50.0	N/A	50.0
Total Male	37.4	51.1	N/A	50.0	N/A	50.0

Describe and evaluate strategies for addressing underrepresentation in EAM positions.

Response: SPC exceeded the Fall 2021 actuals for Black Females by 1% and Fall 2021 and 2022 for Hispanic Males by 1.5%; however, it should be noted that the goal was not met for the categories of Black Males, Other Minorities Males, and Females there was an increase. The only category that had no movement was Hispanic Females. The college has vacancies that the college will use to help increase the underrepresented populations through targeted advertising and recruitment strategies and efforts. The College Talent Acquisition and Onboarding (TAO) Team will continue seeking sites, job boards, and methods that advertise to diverse populations that are industry-specific. TAO will also begin to participate in more onsite and virtual job fairs. TAO will develop a search "tool kit" to provide comprehensive guidelines for all talent searches. The tool kit will outline creative options to attract, recruit, and hire diverse staff and faculty. In addition, the college will make a concerted effort to collaborate with Historically Black Colleges and Universities (HBCUs), Hispanic Serving Institutions (HSIs), Asian American and Native American Pacific Islander-Serving Institutions (AANAPIs), and other diversity-serving organizations. Also, TAO will institute training on effective practices for search committees and broaden job descriptions to attract the broadest range of qualified candidates possible. The college is also implementing a new Applicant Tracking System, which will make the current application process more user-friendly.

College Full-Time Instructional Staff

Informed by the INST tab, complete the following table to analyze the college’s attainment of annual goals and long-range goals for increasing the number of women and minorities in full-time instructional positions.

	2021-22 Reporting Year College Student Population (%)	INST Actuals (%) Fall 2021	INST Stated Goals (%) Fall 2022	INST Actuals (%) Fall 2022	INST Goal Met (Yes/No)	INST Goals for Fall 2023
Black Female	10.2	7.5	8.0	8.2	Yes	8.2
Black Male	4.5	4.1	5.0	4.4	No	4.4
Hispanic Female	11.6	5.0	5.0	5.0	Yes	5.0
Hispanic Male	6.5	2.5	3.0	2.2	No	2.2
Other Minorities Female	5.3	1.9	2.5	2.2	No	2.2
Other Minorities Male	3.3	2.5	2.5	2.8	Yes	2.8
White Female	35.5	45.6	N/A	43.4	N/A	43.4
White Male	23.2	30.8	N/A	31.8	N/A	31.8
Total Female	62.6	60.1	N/A	58.8	N/A	58.8
Total Male	37.4	39.9	N/A	41.2	N/A	41.2

Describe and evaluate strategies for addressing underrepresentation in full-time instructional positions.

Response: SPC is committed to strategies to increase diversity across employment groups. The TAO team is currently working on expanding recruiting through advertising vacancies to both local and national audiences. The TAO Team will continue seeking additional sites, job boards, and methods that advertise to diverse populations that are industry-specific. TAO will also begin to participate in more onsite and virtual job fairs. TAO will develop a search "tool kit" to provide comprehensive guidelines for all talent searches. The tool kit will outline creative options to attract, recruit, and hire diverse staff and faculty. In addition, the college will make a concerted effort to collaborate with Historically Black Colleges and Universities (HBCUs), Hispanic Serving Institutions (HSIs), Asian American and Native American Pacific Islander-Serving Institutions (AANAPIs), and other diversity-serving organizations. Also, TAO will institute training on effective practices for search committees and broaden job descriptions to attract the broadest range of qualified candidates possible. The college is also implementing a new Applicant Tracking System, which will make the current application process more user-friendly.

College Full-Time Instructional Staff with Continuing Contract

Informed by the CONT tab, complete the following table to analyze the college’s attainment of annual goals and long-range goals for increasing the number of women and minorities in full-time instructional staff with continuing contract positions.

	2021-22 Reporting Year College Student Population (%)	CONT Actuals (%) Fall 2021	CONT Stated Goals (%) Fall 2022	CONT Actuals (%) Fall 2022	CONT Goal Met (Yes/No)	CONT Goals for Fall 2023
Black Female	10.2	5.3	6.0	5.1	No	5.5
Black Male	4.5	4.9	5.0	5.1	Yes	5.1

	2021-22 Reporting Year College Student Population (%)	CONT Actuals (%) Fall 2021	CONT Stated Goals (%) Fall 2022	CONT Actuals (%) Fall 2022	CONT Goal Met (Yes/No)	CONT Goals for Fall 2023
Hispanic Female	11.6	4.9	5.0	5.1	Yes	5.1
Hispanic Male	6.5	2.0	2.0	1.7	No	1.7
Other Minorities Female	5.3	2.5	2.5	3.0	Yes	3.0
Other Minorities Male	3.3	2.9	N/A	3.0	N/A	3.0
White Female	35.5	41.0	N/A	39.7	N/A	39.3
White Male	23.2	36.5	N/A	37.2	N/A	37.2
Total Female	62.6	53.7	N/A	53.0	N/A	53.0
Total Male	37.4	46.3	N/A	47.0	N/A	47.0

Describe and evaluate strategies for addressing underrepresentation in full-time instructional positions with continuing contract.

Response: The Organizational Effectiveness and Success (OES) team in Human Resources will work to build a network and initiatives that encourage the mentoring of newly hired faculty members. These informal relationships give the new faculty member someone to assist with navigating through the highs and lows of the classroom. TAO will work to present diverse applicant pools to potentially increase opportunities for hiring a candidate from an underrepresented population. An increase in diverse hires will provide a pipeline of minority candidates who are available to pursue continuing contracts.

New Barriers (Optional)

Are there new barriers affecting the successful recruitment and/or retention of females and/or minorities in any employment category?

Response: Click here to enter text.

***Review of Part II (A): Attainment of Annual Goals
(Completed by Division of Florida Colleges)***

Requirement	Response	Comments	Action
Does the report include an analysis and assessment of annual and long-range goals for increasing women and minorities in:	-	-	-
EAM positions?	Select one.		
Full-time instructional positions?	Select one.		
Full-time with continuing contract instructional positions?	Select one.		

B. Evaluations of Employment Practices – Evaluations of Key Personnel and Presidents

2) Provide a summary of the college’s board of trustees’ annual evaluation of the performance of the president in achieving the annual and long-term goals and objectives of the employment equity plan.

Response: The President provides leadership to assure to the college addresses equity issues required by the State and bringing forth a report to the Board of Trustees communicating goals and performance in this area. The Board of Trustees rated the President’s attainment in achieving equity goals very high and recommended new goals for the coming year to include the implementation of a training program for employees.

3) What is the date of the president’s most recent evaluation?

Response: The most recent performance evaluation of Dr. Tonjua Williams is dated June 21, 2022.

***Review of Part II (B): Evaluations of Employment Practices
(Completed by Division of Florida Colleges)***

Requirement	Response	Comments	Action
Does the report include a summary of the results of the annual evaluation of the college president in achieving the annual and long-term goals and objectives?	Select one.		
Does the report include the date of the most recent presidential evaluation?	Select one.		

C. Additional Requirements

The college should complete the following related to additional processes required by section 1012.86, F.S.

1) The college maintains diversity and balance in the sex and ethnic composition of the selection committee for each vacancy. **Make a selection: Yes**

Include a brief description of guidelines used for ensuring balanced and diverse membership on selection and review committees.

Response: St. Petersburg College (SPC) publishes policies regarding appointment, employment, and evaluation of all personnel through its Human Resources Department. Consistent with its mission, values, and goals, SPC is committed to the recruitment of a diverse faculty, staff and student body, fostering a climate that nurtures differences and provides rich opportunities for continuous growth. The Human Resources Department strives to provide the environment, resources and encouragement for employees to have the opportunity to develop professionally and personally as well as deliver

compensation, benefits, recognition, and a work environment that helps attract, retain and motivate employees. Search and review committee membership are composed of College Staff in budgeted positions and, in some cases, appropriate persons from the community. The committee includes an appropriate representation of race and gender and may be a representation of the College's service area.

2) Briefly describe the process used to grant continuing contracts.

Response: After five years, full-time Faculty members can be offered continuing contract (SPC's version of tenure) if recommended by their Academic Chair/Program Director or Dean and if the Faculty member has completed the required professional development. Each recommending Dean, Chair or Program Director is asked to submit a summary of five years' worth of evaluations within the Annual and Continuing Contract Review form to the Vice President of Academic Affairs each year for review. The names of those full-time faculty ready to receive Continuing Contract status are brought before the Board of Trustees. In order to be eligible for a continuing contract, full-time faculty shall meet the following requirements: a) Complete the minimum years of satisfactory service, based on the criteria set forth herein, and as provided for in the Board of Trustees' Rule 6Hx23-2.21. In all cases, such service shall be continuous except for leave duly authorized and granted; b) Receive the recommendation of the President and the approval of the Board based on successful performance of duties and demonstration of professional competence as developed by the Collaborative Committee on Faculty Evaluation and adopted by the Faculty Governance Organization and College administration, and utilizing the following criteria: 1) Quantifiable measured effectiveness in the performance of faculty duties; 2) Continuing professional development; 3) Currency and scope of subject matter knowledge; 4) Relevant feedback from students, faculty and employers of students; 5) Service to the department, college, and community; and, 6) Demonstrated and measurable contribution to student success; c) Additional criteria developed by Collaborative Committee on Faculty Evaluation and adopted by the Faculty Governance Organization and College administration may include: 1) Educational qualifications and efficiency; 2) Capacity to meet the educational needs of the community; and 3) The length of time the duties and responsibility of this position are anticipated to be needed.

3) Briefly describe the process used to annually apprise each eligible faculty member of progress toward attainment of continuing contract status for specified populations.

Response: All faculty members (full and part-time) at St. Petersburg College participate in annual evaluations. Data is gathered in the new e-Portfolio tool, Faculty 180. The evaluation process is automated with faculty submissions sending emails to Deans/Academic Chairs to notify them of the submission. Faculty meet with their Dean/Academic Chair to review the submission, discuss goals, and professional development intentions. Final Dean/Academic Chair feedback is recorded within the system, and faculty are given time to provide a response to feedback. All evaluations are stored within the system, with multiple college-wide and department level reporting available.

4) Briefly describe the college's budgetary incentive plan to support and ensure the attainment of employment equity accountability goals. Include how resources will be allocated to support the implementation of strategies and the achievement of goals in a timely manner.

Response: The College has an advertising budget used to nationally recruit executive administrators and faculty in departments where minorities are underrepresented. There are also Staff and Program

Development budgets for Staff and Program development initiatives related to onboarding and retention and enhancing teaching performance. SPC’s Center of Excellence for Teaching and Learning (CETL) spearheads faculty professional development that aligns with the College’s priority for equity. The College utilizes Staff and Program Development funds to conduct comprehensive faculty in-service training conferences each year. The conferences cover a wide range of topics relative to faculty teaching and learning strategies for improved performance. These sessions are applicable to all faculty including those eligible for continuing contract.

5) Salary Information: In the following table, include the salary ranges in which new hires were employed compared to the salary ranges for employees with comparable experience and qualifications as required in section 1012.86(2)(b)(5), F.S. Add additional rows if needed.

Note: Salary information is requested only for new hires. New hire information can be found in your Fall Staff Survey IPEDS report. Race and sex information are not required; however, the college may choose to include additional information for purposes of diversity analysis.

Job Classification	# of New Hires*	New Hires* Salary Range	# of Existing Employee(s) with Comparable Experience	Existing Employee* Salary Range
Management Occupations	10	59,000 to Above 75,000	98	62,000 to Above 75,000
Business and Financial Operations Occupations	17	42,000 to Above 75,000	34	42,000 to Above 75,000
Computer, Engineering, and Science Occupations	19	36,000 to Above 75,000	83	39,000 to Above 75,000
Community Service, Legal, Arts, and Media Occupations	6	36,000 to 58,000	50	37,000 to Above 75,000
Instruction	31	39,000 to 66,000	291	42,000 to Above 75,000
Archivists, Curators, and Museum	1	37,000 to 37,000	1	45,000 to 45,000
Librarians	1	46,000 to 46,000	12	50,000 to Above 75,000
Library Technicians	2	31,000 to 31,000	14	32,000 to 45,000
Other Teaching and Instructional Support Occupations	17	32,000 to 59,000	67	37,000 to Above 75,000
Healthcare Practitioners and Technical Occupations	0	NA	3	46,000 to 59,000
Service Occupations	16	31,000 to 38,000	103	31,000 to 69,000
Sales and Related Occupations	1	44,000 to 44,000	11	44,000 to Above 75,000
Office and Administrative Support Occupations	43	31,000 to 53,000	190	32,000 to 66,000
Natural Resources, Construction, and Maintenance Occupations	4	31,000 to 36,000	42	32,000 to 63,000
Production, Transportation, and Material Moving Occupations	4	31,000 to 53,000	12	32,000 to 59,000

**IPEDS definition of New Hires: Includes full-time permanent new hires on the payroll of the institution between November 1, 2021, and October 31, 2022, either for the first time (new to the institution) or after a break in service and who are still on the payroll of the institution as November 1, 2022.*

**Review of Part II(C): Additional Requirements
(Completed by Division of Florida Colleges)**

Requirement	Response	Comments	Action
Does the report include a brief description of guidelines used for ensuring balanced and diverse membership on selection and review committees?	Select one.		
Does the report provide a summary of the process utilized to grant continuing contracts?	Select one.		
Does the report include a description of the process used to annually apprise eligible faculty of their progress towards attaining continuing contract status?	Select one.		
Has the college developed a budgetary incentive plan to support and ensure attainment of the goals developed pursuant to section 1012.86, F.S.?	Select one.		
Did the college include a summary of the incentive plan?	Select one.		
Did the summary include strategic resource allocation?	Select one.		
Does the report include a comparison of the salary ranges of new hires to salary ranges for employees with comparable experience and qualifications?	Select one.		

Part III. Strategies to Overcome Underrepresentation of Students

Student Enrollments

Colleges will continue to examine data trends, using the ENROLLMENTS tab, in the representation of students by race, ethnicity, sex, students with limited English-language proficiency (LEP) skills and students with disabilities (DIS) (self-reported) for first-time-in-college (FTIC) and overall enrollment. Based on goals from previous equity reports, identify areas where goals (number of enrollments) set by the college last year were achieved and set goals for 2022-2023 reporting year.

Enrollments	FTIC				Total Enrollments			
	2021-22 Goals	2021-22 Actuals	2021-22 Goals Achieved (Yes/No)	2022-23 Goals	2021-22 Goals	2021-22 Actuals	2021-22 Goals Achieved (Yes/No)	2022-23 Goals
Black	N/A	14.9%	N/A	N/A	14.7%	14.7%	Yes	N/A
Hispanic	N/A	20.9%	N/A	N/A	17.7%	18.1%	Yes	Increase population by 0.3% to 18.4%
Other Minorities	N/A	9.2%	N/A	N/A	N/A	8.6%	N/A	Increase population by 0.1% to 8.7%
White	N/A	55.0%	N/A	N/A	N/A	58.6%	N/A	N/A
Female	N/A	55.9%	N/A	N/A	N/A	62.6%	N/A	N/A
Male	N/A	44.1%	N/A	N/A	N/A	37.4%	N/A	N/A
LEP	N/A	1.5%	N/A	N/A	N/A	1.6%	N/A	N/A
DIS	N/A	4.1%	N/A	N/A	N/A	5.7%	N/A	N/A

Colleges should continue to assess, modify and/or develop new methods and strategies for accomplishing the established goals that have not been achieved based on goals set in the previous year.

The college is achieving all goals: **Yes** If no, provide:

An evaluation of each of the methods and strategies developed to increase student enrollments from underrepresented groups.

Response: Click here to enter text.

New methods and strategies, if applicable.

Response: Click here to enter text.

Student Completions

This year's report evaluates completions of Associate in Arts (A.A.) degrees, Associate in Science/Associate in Applied Science (A.S./A.A.S.) degrees, certificates and baccalaureate degrees, as documented in the COMPLETIONS tab. Based on goals from previous equity reports, identify areas where goals (number of degree/certificate completions) set by the college last year were achieved and set goals for 2021-22. Certificates include: College Credit Certificates (CCC); Career Certificates (CC); Applied Technology Diplomas (ATD); Education Preparation Institution Certificates (EPI); Certificates of Professional Preparation (CPP); Apprenticeship Programs (APPR); and Advanced Technical Certificates (ATC).

A.A. Degrees	2021-22 Goals	2021-22 Actuals	2021-22 Goals Achieved (Yes/No)	2022-23 Goals
Black	N/A	8.90%	N/A	Increase participation by 0.5% to 9.4%
Hispanic	N/A	16.60%	N/A	N/A
Other Minorities	N/A	10.00%	N/A	Increase participation by 1.5% to 11.5%
White	N/A	64.40%	N/A	N/A
Female	N/A	63.90%	N/A	N/A
Male	35.70%	36.10%	Yes	Increase participation by 1.0% to 37.1%
LEP	N/A	1.10%	N/A	N/A
DIS	N/A	5.90%	N/A	N/A
A.S./A.A.S. Degrees	2021-22 Goals	2021-22 Actuals	2021-22 Goals Achieved (Yes/No)	2022-23 Goals
Black	N/A	11.10%	N/A	N/A
Hispanic	N/A	14.70%	N/A	Increase participation by 2.5% to 17.2%
Other Minorities	N/A	9.60%	N/A	N/A
White	N/A	64.60%	N/A	N/A
Female	N/A	66.30%	N/A	N/A
Male	N/A	33.70%	N/A	N/A
LEP	N/A	2.40%	N/A	N/A
DIS	N/A	8.60%	N/A	N/A
Certificates	2021-22 Goals	2021-22 Actuals	2021-22 Goals Achieved (Yes/No)	2022-23 Goals
Black	N/A	11.40%	N/A	N/A
Hispanic	N/A	15.90%	N/A	N/A
Other Minorities	N/A	7.10%	N/A	N/A
White	N/A	65.50%	N/A	N/A
Female	N/A	44.90%	N/A	N/A
Male	N/A	55.10%	N/A	N/A
LEP	N/A	1.60%	N/A	N/A
DIS	N/A	5.10%	N/A	N/A
Baccalaureate Degrees	2021-22 Goals	2021-22 Actuals	2021-22 Goals Achieved (Yes/No)	2022-23 Goals
Black	N/A	11.40%	N/A	N/A
Hispanic	13.00%	14.90%	Yes	N/A
Other Minorities	N/A	7.90%	N/A	N/A
White	N/A	65.80%	N/A	N/A
Female	N/A	66.90%	N/A	N/A
Male	30.80%	33.10%	Yes	N/A
LEP	N/A	1.70%	N/A	N/A
DIS	N/A	7.20%	N/A	N/A

Colleges should continue to assess, modify and/or develop new methods and strategies for accomplishing the established goals that have not been achieved based on goals set in the previous year.

The college is achieving all goals: **Yes** If no, provide:

An evaluation of each of the methods and strategies developed to increase student completions from underrepresented groups.

Response: [Click here to enter text.](#)

New methods and strategies, if applicable.

Response: [Click here to enter text.](#)

Student Success in Targeted Programs

The college's plan for 2021-22 should have included methods and strategies to increase the participation of students in programs and courses in which students have been traditionally underrepresented, including, but not limited to, mathematics, science, computer technology, electronics, communications technology, engineering and career education, as required under section 1000.05(5), F.S. Colleges should provide any updates to methods and strategies, if applicable.

The college is providing updates: **Yes** If no, provide:

An evaluation of each of the methods and strategies developed to increase underrepresented student participation in programs and courses.

Response: [Click here to enter text.](#)

New methods and strategies, if applicable.

Response: [Click here to enter text.](#)

St. Petersburg College stands firm on integrating the college into our communities through civic engagement. Civic education and community engaged learning opportunities are a defining feature of SPC's brand of academic excellence and community impact. Since August 2022, 3,753 SPC students, faculty & staff have contributed 527,664 volunteer hours to our service area. According to the National Leadership Center's \$29.95 per volunteer hour, SPC's investment has an economic impact of +\$15.8 million dollars enriching our community.

SPC's diverse community engagement achievements for 2022-2023 include:

- Community Engagement Learning pedagogy: This is a high impact teaching and learning strategy that integrates meaningful community service with instruction and reflection to enrich the learning experience, teach civic responsibility, and strengthen communities.
- Community Convener: Served as a catalyst for virtual and in-person community events and media coverage, including voter education and registration events college wide. SPC Vote Ready project increased SPC student voter rate by 12.3% since 2014. In multiple student age

groups, there has been a 20-30% increase in voter rates. SPC Vote Ready project served as a tri-county area facilitator increasing SPC, HCC and Pasco-Hernando's student voter outreach initiatives. We received BayNews9 news coverage resulting in an increase in student awareness of voter registration and engagement.

- We made significant strides in our community volunteer service initiative. Our faculty, staff, and students make decisions to give time to nonprofit, civic group or volunteer organizations that provide various community services. It can include efforts to directly address an issue or work with others in a community to solve a problem. For example, our Collegiate High Schools, in alignment with their vision of creating leaders who serve, encouraged students to serve as part of SPCHS/SPC clubs and organizations as well as in their communities. For the 2021-22 school year, both Tarpon and Gibbs SPCHS students gave 16,827 hours of service. Additionally, our faculty, staff, and students participated in the 9/11 Day of Service in partnership with the Clearwater Fire Department.
- In continuing to foster our commitment to community service, our faculty, staff, and students also participated in the MLK Day of Service. The South County project was a collaboration between the Center for Civic Learning & Community Engagement (CCLCE), the Phi Theta Kappa Eta Nu chapter, Brother-to-Brother, WOW, SPC Downtown Advising, Recruitment and Mycroschool (drop out recovery school), to engage their students with STEM projects, peer to peer mentoring, facilitate their SPC applications, providing academic counseling and student support. The North County project, spear headed by Dean Joseph Smiley and faculty, Dr. Randy Lightfoot, joined SPC FAAME students and staff members, who supported the North Greenwood community in elderly care and neighborhood beautification projects. This group supported HOPE Villages of America as well.
- The college hosts various events that are designed to introduce and prepare individuals for careers in the STEM field. Below is a list of activities the college scheduled during the 2022-2023 academic year.
 - Facilitated a workshop that provided information on how to find a program, get funding, and overcome obstacles to finish a master's or Ph.D. degree in the STEM field.
 - **Night with Science** (65 attendees)- Participants had an opportunity to explore the fields of marine and environmental science, GIS, brewing, solar and sustainability management.
 - **MECCA** (450 attendees)-Event targeted to middle and high school students and SPC interested in Engineering and manufacturing.
 - **Zombie Outbreak**-Event for SPC students on biological approaches to various assays.
 - **STEAM Festival** (47 attendees)- STEAM Festival to explore all the career opportunities available in the fields of engineering, technology, or art.
 - **OKT-TO-CON** (325 attendees)-OKT-TO-CON an evening of STEM activities for the Clearwater community.
- **Road to Independence, Success, and Excellence (RISE):** Road to Independence, Success, and Excellence (RISE) was established at St. Petersburg College in Fall 2020. Serving all eleven campuses and centers, the purpose of RISE is to increase the enrollment and retention rates of students utilizing the Department of Children and Family (DCF) Tuition and Fee Exemption waiver and to support students who are experiencing or facing homelessness. RISE also seeks to enhance the

overall experience of students using these waivers through advocacy, mentorship, extracurricular opportunities, and streamlined connections to resources.

RISE Served:

- Fall (Aug.-Dec) = 234 students (27 students utilized the Homeless Tuition Exemption, and 207 students utilized the DCF Tuition Waiver)
- Spring (Jan-May) = 325 students (21 students utilized the Homeless Tuition Exemption, while 304 students utilized the DCF Tuition Waiver)

Trends demonstrate that these numbers are likely to increase as students become more aware of the RISE Center and resources available to them. There is an initiative to identify more students who can benefit from the RISE program by utilizing the pre-orientation survey during First Year Titans Orientation. Currently, the RISE program is in the midst of a re-design phase. There have been some legislative changes to the Homeless Tuition Exemption forms that necessitate the formation of a Homeless Verification Committee as well as a Homelessness Task-Force to better identify barriers to access and provide adequate and appropriate support. These initiatives will ideally be off the ground by Fall 2023, just in time to accommodate the projected increase of students utilizing either the tuition waiver or tuition exemption.

- The **College Reach-Out Program (CROP)** aims to increase the college access and retention of low-income and educationally disadvantaged students in grade six through grade 12. As a regional initiative, the CROP Tampa Bay Consortium (TBC), led by SPC, provides support and academic services to approximately 375 low income, educationally disadvantaged students in grades 6-12 across Tampa Bay, reaching 16 middle schools and 19 high schools in four counties. CROP's goal is to increase the number of students, particularly minorities and low-income students, who will qualify for and complete postsecondary education. Now in its 29th year, the Consortium consists of SPC, Hillsborough Community College and State College of Florida, Manatee-Sarasota, and University of South Florida.

To increase the exposure to and the exploration of STEM education and career pathways, SPC Pre-College Success Programs expanded their STEM focus for CROP and COE participants by hiring an engineer and former specialist at NASA as STEM Coordinator. Students have participated in behind-the-scenes Special F/X and Careers workshops at Universal Studios as well as heard from very relatable industry professionals that shine a light on the various opportunities, economic impact, and benefits available from working in STEM fields. During STEM Week 2023 students will work with digital microscopes, learn programming and 3D printing, as well as participate in a hands-on film, media production and marketing workshop where they will create their own program recruitment video.

A new partnership with Duke Energy has provided SPC Pre-College Success Program participants with the opportunity to attend a two-day Engineering Academy at their Weedon Island plant.

- **Helios Education Foundation** recently awarded a Community Investment Grant for \$1.6 million to St. Petersburg College in support of the **Florida African American Male Experience (FAAME)**. This initiative will create a robust ecosystem of support that empowers African American male students in their journey from grade school to postsecondary degree completion.

- The **Student Life and Leadership** department provides transformative out-of-class opportunities for students to further develop themselves as productive citizens within their community, through diversity, leadership development, service/civic engagement, student success and wellness.
- The **Rays Baseball Foundation** has contributed over \$2 million since 2008, supporting scholars in Pinellas, Hillsborough, Pasco, Sarasota, and Manatee counties. Through the Rays' support of St. Petersburg College Foundation First Generation Scholarship Initiative, many students who might not otherwise have the chance to attend college, can continue their educational aspirations.
- **Student Support Services (SSS)** was renewed for another year to support first generation, low-income, minority students, and students with disabilities attend SPC with dedicated staff advisors, tutors, mentors, and scholarships for course completion. The program continues to offer textbook and technology lending districtwide, access to experiential and career activities, cultural events, transfer university tours, and financial literacy programming to ensure students are graduating with a healthy academic and financial plan.

SSS Enrollment:

- Fall (Aug.-Dec) = 167 enrolled
- Spring (Jan-May) = 139 enrolled
- Summer (May-July) = 77 enrolled (As of 5/18/23)

- **The Child Care Access Means Parents in School (CCAMPIS) program** assist eligible students with access to high- quality, affordable childcare, and support services, provided by licensed and accredited CCAMPIS-approved providers near SPC's 11 learning sites. The program also includes wraparound support services, such as career and academic advising and financial literacy and life skills workshops to help students succeed.

CCAMPIS Enrollment:

- Fall (Aug.-Dec) = 30 enrolled
- Spring (Jan-May) = 35 enrolled
- Summer (May-July) = 24 enrolled

New Initiatives:

- SPC Families Pop-up Clothing closet, a donation-based free boutique for student parents to source free clothing, baby items and books. Doors opened in December and 25 families have recorded usage.
- Child-friendly study and meeting area, allowing student-parents a place to meet and study where their children are welcome. The CCAMPIS grant has paid for a carpeted area with soft toys, manipulatives, and art supplies where children can play quietly.
- **Titans UP!** serves students with intellectual disabilities, with an IQ of 70 or below, through a one-year, inclusive, non-degree certificate program with a focus on the Hospitality industry, or through a two-semester Quick-Credentialing program in Digital Innovation. The Titans UP program is expanding to include the Clearwater Campus. The college is in the process of resubmitting a grant application to offer the program for another three years.

- The **Brother to Brother program** welcomes its partnership with the [Community Foundation Tampa Bay](#) and [Helios Education Foundation](#) to offer additional services in support of the **Florida African American Male Experience (FAAME)**. The initiative aims to empower African American male students in their journey to postsecondary degree completion.

These services include but are not limited to:

- Intensive wraparound, out-of-class services for the FAAME cohort including one-on-one tutoring, mentorship, and academic advising support.
- Increased financial support with the goal of our male students graduating with a four-year baccalaureate degree and zero or reduced student loan debt.
- A fast-tracked pathway that removes barriers to success for students as they graduate from high school and work toward earning their bachelor's degree.

Brother to Brother Enrollment:

- Fall (Aug.-Dec) = 52 enrolled
- Spring (Jan-May) = 49 enrolled
- Summer (May-July) = 15 enrolled

FAAME Enrollment:

- Fall (Aug.-Dec) = 42 enrolled
- Spring (Jan-May) = 42 enrolled
- Summer (May-July) = 29 enrolled

New Initiatives:

- Career Mentoring Program (Fall 2023)
- Empowered Elite Club (Fall 2023)
- The **MAX** student club is a resource for male students. Each year, St. Petersburg College, and MAX hosts a Keys to Manhood Seminar to inspire students from middle school to college to better themselves. Past keynote speakers have included Marquez Valdez Scantling, an NFL veteran wide receiver; Jimmie Lee Solomon, former Executive Vice President for Major League Baseball Operations and Development; and Louis Murphy Jr., an NFL veteran wide receiver, all of whom are passionate about impacting the lives of youth.
- **Women on the Way (WOW)**- The Women on the Way (WOW) Program is celebrating 42 years of student success. The program was launched in 1981 as a resource and support program developed to help women succeed in college. The Mission of WOW is to provide services that enhance and empower adult learners to achieve academic, professional, and personal success.

WOW Enrollment:

- Fall (Aug.-Dec) = 610 enrolled
- Spring (Jan-May) = 569 enrolled
- Summer (May-July) = 325 enrolled (As of 5/18/23)

- **Math Pathways** - Fall 2022 began the fourth year of the revised Liberal Arts Math/Statistics pathway – statewide mathematics redesign effort. Despite continued challenges related to the pandemic, students saw continued overall success in their math success rates. MAT1033, which has been seen as a challenging class for our students, showed a 0.5% increase from Fall 2021, and a 2.2% increase in success in comparison to Fall 2020. This gain was most pronounced for our Black male students, who had a 5.5% increase from Fall 2021, and an overall 7.5% increase in success from Fall 2020 based on the changes made and the support provided through our Learning Resources program. Fall 2024 will see the statewide implementation of three mathematics pathways for students by aligning the mathematics courses to programs, meta-majors, and careers.
- **Tampa Bay Bridge to the Baccalaureate (TB-B2B) Alliance**: The TB-B2B (Tampa Bay Bridge to the Baccalaureate) Program provides resources and support to our STEM students as they work to achieve their 4-year STEM degree. There are currently 110 students in the program. The main goals for the program are to:
 - Increase the number of underrepresented minority (URM) students enrolling in STEM programs of study.
 - Increase retention, persistence, and completion of URM students in STEM programs of study.
 - Increase URM student math literacy using evidence-based academic support.
 - Increase the number of URM students matriculating into STEM Baccalaureate Degrees.
- **Defense STEM Education Consortium (DSEC)**: The Department of Defense awarded SPC a grant to support the development and promotion of STEM educational and career pathways for minority and underrepresented populations at community colleges. This initiative builds off the College’s current efforts to provide students with work-based learning opportunities through internships. Leveraging existing efforts, this initiative has supported 36 underrepresented and veteran students in STEM pathways through paid summer internships and career readiness workshops.
- **St. Pete Works!** Workforce, Community and Corporate Partnerships received a Workforce Readiness and Development contract from the City of St. Petersburg to oversee St. Pete Works! This collaborative is focused on providing short-term certificate programs and job placement services to residents in the South St. Petersburg Community Redevelopment Area (CRA) who are underemployed, unemployed or need upskilled to provide a pathway to self-sufficiency. To date:
 - 121 CRA residents have enrolled in the two-week Employability Skills class that focuses on computer skills, soft skills, remote work learning and team building competencies.
 - 155 are enrolled in various training programs, Electrical Line Worker, EMT, Medical Assistant, Graphic Design, CompTia+ and many more.
 - 282 have been placed in jobs in the local businesses in Pinellas County.
 - 39 residents received Financial Literacy training.
- **Career Source Pinellas Employability Skills Workshops**: St. Petersburg College Workforce, Community and Corporate Partnerships provides employability skills workshops to unemployed and underemployed residents of Pinellas County via Zoom on skills such as – Interview Skills, Professional Etiquette, Basic Technology Skills, Elevator Pitch, How to Job Search, and much more. To date we have trained over 2,640.
- **Undergraduate Research Experiences (UREs)**: The goal of UREs is to encourage female, minority, and first generation, students to learn about literature review, the scientific method, hands on

activities, programming, data collection, analyses, technical report writing, etc., and be motivated to complete a 4-year degree.

An individualized 8-week STEM URE model was developed and implemented at SPC through a grant funded by the National Science Foundation in support of the TB-B2B grant in 2018.

Approximately twenty students enrolled in this grant have completed paid UREs.

Building on this success, SPC began funding the expansion of undergraduate research collegewide in spring 2021, to first generation students pursuing STEM and non-STEM careers.

The SPC Foundation granted \$20,000 for further expansion of UREs and for an Inaugural URE symposium. The symposium was held in September 2022, and featured 22 student presenters alongside posters of their research projects.

Thirty-three SPC first generation students have completed paid UREs in STEM and non-STEM fields, including Psychology, Ecology, Microbiology, Environmental Science, Health Sciences, and Technology as of spring 2023.

***Review of Part III: Strategies to Overcome Underrepresentation of Students
(Completed by Division of Florida Colleges)***

Requirement	Response	Comments	Action
Is the college achieving all its goals in terms of student enrollments by race, sex, students with disabilities and students with limited English proficiencies?	Select one.		
If no, evaluation of current methods and strategies and new methods and strategies provided?	Select one.		
Is the college achieving all its goals in terms of student completions by race, sex, students with disabilities and students with limited English proficiencies?	Select one.		
If no, evaluation of current methods and strategies and new methods and strategies provided?	Select one.		
The report should include an analysis of student participation in traditionally underrepresented programs and courses, including, but not limited to, mathematics, science, computer technology, electronics, communications technology, engineering and career education. Did the college provide updates for its goal	Select one.		

Requirement	Response	Comments	Action
in terms of student completions across the aforementioned categories?			
If no, evaluation of current methods and strategies and new methods and strategies provided?	Select one.		

**Part IV. Substitution Waivers for Admissions and
Course Substitutions for Eligible Students with Disabilities**

Course Substitution Report, Form CSR01

Please list the number of students who received course substitutions as well as the required course(s), substitution(s) provided and discipline area (e.g., mathematics) by disability type beginning with the fall semester of the preceding academic year. For the courses, please include the prefix, course number and course name (e.g., ENC 1101 Composition I). Add rows if necessary. Please indicate "0" for the number of students if no substitutions were granted.

Disability Type	Number of Students	Required Course(s) (prefix, number and title)	Substituted Course(s) (prefix, number and title)	Discipline Area
Deaf/Hard of Hearing	N/A			
Visual Impairment	N/A			
Specific Learning Disability	N/A			
Orthopedic Impairment	N/A			
Speech/Language Impairment	N/A			

Disability Type	Number of Students	Required Course(s) (prefix, number and title)	Substituted Course(s) (prefix, number and title)	Discipline Area
Emotional or Behavioral Disability	N/A			
Autism Spectrum Disorder	N/A			
Traumatic Brain Injury	N/A			
Other Health Impairment	N/A			

How many requests for course substitutions were made and how many substitutions were granted during the preceding academic year? (Please list the number of requests per semester starting with the fall semester.) Please indicate "0" if no substitutions were requested or granted.

Semester	Number of Substitutions Requested	Number of Substitutions Granted
Fall 2021	N/A	
Spring 2022	N/A	
Summer 2022	N/A	
Total	N/A	

***Review of Part IV: Course Substitutions
(Completed by Division of Florida Colleges)***

Requirement	Response	Comments	Action
Did the college submit the Course Substitution Report?	Select one.		

Part V. Gender Equity in Athletics

The college offers athletic programs: **Yes** If no, move to the next section. If yes, complete this section.

Assessment of Athletic Programs

Section 1006.71, F.S., Gender equity in intercollegiate athletics, is applicable to postsecondary institutions offering athletic programs. Florida College System institutions that offer athletic programs shall develop a gender equity plan pursuant to section 1000.05, F.S. The plan is to include consideration of equity in sports offerings, participation, availability of facilities, scholarship offerings and funds allocated for administration, recruitment, comparable coaching, publicity and promotion and other support costs. An annual assessment is required and each college president is to be evaluated on the extent to which gender equity goals have been accomplished.

For this part, provide the college’s latest Equity in Athletics Disclosure Act (EADA) Survey Federal Report as an appendix.

Data Assessment

Section 1006.71, F.S., requires an assessment of major areas to evaluate the college’s progress toward gender equity in athletics.

Provide updates or new information related to sports offerings; participation; availability of facilities; scholarship offerings; funds allocated for administration, recruitment, comparable coaching, publicity and promotions; or other considerations by the college to continue efforts to achieve gender equity. If the college is not in compliance with Title IX, updates must be included in the college’s Corrective Action Plan of this report.

- There have been no changes in sport offerings, SPC still has a total of 4 women’s teams and 2 men’s teams. Women’s Volleyball, Tennis, Basketball and Softball along with Men’s Baseball and Basketball.
- **Participation rates, substantially proportionate to the enrollment of males and females: Yes**, which is detailed further in the enrollment and athletic participation spreadsheet (noted below).
- **Availability of facilities, defined as locker rooms, practice areas, and competitive facilities:** St. Petersburg College’s indoor sport teams all have dedicated locker rooms and storage space. Women’s tennis participates at Treasure Bay, a complex owed by the municipality of Treasure Island, Florida which includes office space for two coaches. Men’s baseball and women’s softball are housed at the Clearwater Campus and both teams have designated locker room space. In 2018 St. Petersburg College entered into a contractual agreement with the City of Clearwater for

women's softball to play and practice at the Eddie C. Moore Sports Complex and for the men's baseball team to practice and play at Jack Russel Stadium. This agreement includes use of locker room space, offices for coaching staff, training room, and press box usage as well. This agreement was renewed in 2021.

- **Scholarship offerings for athletes:** Total Number of scholarships that are available for women by sport: Volleyball-14, Basketball-15, Softball-24 and Tennis-9. Total # of scholarships that are available for men by sport: Basketball-15 and Baseball-24. Funds allocated for the athletic program overall: \$1,173,692.
- **Administration:** The Athletic Director reports to the Vice President of Student Affairs, who in turn, reports to the President.
- **Recruitment:** Recruitment is at the discretion of the coach with periodic involvement from the athletic director. They (Head Coaches) all have budgets that they can draw from to pay for recruitment, equipment, travel, etc. A complete breakdown of expenses can be seen in the EADA report that's included in this submission.
- **Comparable coaching:** SPC has 3 full-time head coaches (Men's Baseball, Women's Softball & Women's Volleyball) and 3 part-time head coaches (Men's Basketball, Women's Basketball, and Women's tennis).
- **Publicity and promotion:** St. Petersburg College Athletics is promoted through multiple channels such as the website (on the athletic page and events calendar), electronic signage that posts game dates/times for our sports, and sandwich boards on campus. Additionally, there are Media Guides printed with information on all sports and schedule cards (per sport) that are created and handed out in the community. Athletics staff and coaches use blogs, Twitter, Facebook, and other social media outlets to promote athletics at the college. We also were able to continue to live stream all home games for Men and Women's sport that increase exposure.
- **Other support costs:** The Foundation Department houses the college related donations, including athletic monetary support. Additionally, when an athletic team qualifies for state or national tournaments, a post-season budget is provided by the Vice President of Student Affairs.
- **Travel and per diem allowances:** Allowances are permitted for each team when traveling and payment for travel comes from each team's operations budget. Per Diem costs are also allowable when teams travel overnight. Oversight of per diem allotments come via a sign in sheet, where the student verifies receiving money. =
- **Provision of equipment and supplies:** (Head Coaches) have budgets that they can draw from to pay for recruitment, equipment, travel, etc. A complete breakdown of expenses can be seen in the EADA report that's included in this submission.
- **Scheduling of games and practice times:** Men's and Women's basketball split time in the gym with women's volleyball. Volleyball begins in early August and therefore, there are no issues with scheduling between the court sports. Whereas women's tennis, women's softball, and men's baseball practice and play games off campus with very little interruption to their practice or game schedules. Baseball and softball are given priority usage with the facilities owned and operated

by the City of Clearwater and Tennis is given priority of usage at Treasure Bay tennis facility in Treasure Island, Florida.

- **Opportunities to receive tutoring:** Every student athlete has access to free tutoring on all campuses, Monday-Thursday 8:00 am-7:00 pm, Friday 8:00 am-2:00 pm, periodic Saturday hours (varies by campus), and closed on Sundays. SPC also has 24-hour online tutoring that is accessible for all students. Each head coach requires a specific number of hours to be spent in study hall (on a weekly basis) throughout the academic semesters.
- **Compensation of coaches and tutors:** The athletic department funds salaries for all coaches except for the Men's and Women's Basketball and Volleyball coaches-who are partially paid from the other departments in which they are assigned to. The tennis coach is employed by Treasure Bay Tennis and is part-time at the college.
 - **Medical and training services:** The Athletic Department at SPC has contract with Optimal Performance Physical Therapies to provide a Full-Time for 40 hours a week for 36 weeks out of the year. The Athletic Trainer is at all home contests and provides treatment for all 6 programs throughout the week. SPC has also provided CPR, First Aid, and AED training for all Head and Assistant coaches. As for medical services, all student athletes are provided a secondary insurance through SPC and if a student athlete is not covered by their parents or guardians' insurance, they are covered by SPC's secondary insurance plan.
- **Housing and dining facilities and services:** Student athletes who receive full scholarships (tuition, book stipend, food allowance and housing supplement) can select and live in housing of their choice. The college does not sign lease agreements for housing and the National Junior College Athletics Association prohibits the athletic department from telling student athletes where to stay. Although both the St. Pete/Gibbs and Clearwater Campuses have college approved food vendors where student athlete may dine, we provide those on full scholarships a check in the beginning of the semester for meals.
- Each athletic team has designated locker room space in the vicinity of playing location. In addition, each team has workout facilities, training rooms, and tutoring labs at the various campus locations. Coaches also have the budget flexibility to contract with local gym to provide additional services not offered by the college.

Compliance with Title IX

Using athletic participation data from the latest EADA Survey Federal Report, complete the following table to determine gender equity based on participation rates.

Athletic Participation by Gender Compared to Student Enrollments by Gender for July 1, 2020, through June 30, 2021, and July 1, 2021, through June 30, 2022

	2020-21			2021-22			
	Males	Females	Total		Males	Females	Total
Total Number of Athletes	38	49	87	Total Number of Athletes	36	53	89
Percent of Athletes by Gender	44%	56%	100%	Percent of Athletes by Gender	40%	60%	100%
Total Number of Enrollments	10,037	17,625	27,722	Total Number of Enrollments	9,582	16,013	25,595
Percent of Enrollments by Gender	36%	64%%	100	Percent of Enrollments by Gender	37%	63%	100%
Percentage difference between athletes and students enrolled	+8	-8	0	Percentage difference between athletes and students enrolled	3%	-3%	0%

Proportionality of Participation

Based on the table, is the percentage of female athletes greater than (or at least within 5 percentage points of) the percent of female students enrolled? **2020-21: No 2021-22: Yes**

Based on the participation rates of female athletes compared to female enrollments and based on the college’s athletic program assessment as presented in the EADA Survey Federal Report, check at least one component below for assuring the institution is in compliance with Title IX, Gender Equity in Athletics.

- Accommodation of interests and abilities
- Substantial proportionality
- History and practice of expansion of sports

Corrective Action Plan

If the program is not in compliance, complete the Corrective Action Plan below and specify or update the plan to achieve compliance. Include completion dates for each method and strategy.

Gender Equity in Athletics Component	Planned Actions to Address Deficiencies Found in Athletics	Responsible Person(s) and Contact Information	Timelines

**Review of Part V: Gender Equity in Athletics
(Completed by Division of Florida Colleges)**

Requirement	Response	Comments	Action
Does the report include the Equity in Athletic Disclosure Act (EADA) Survey Federal Report for 2022?	Select one.		
Does the equity report reflect updates or new information related to: sports offerings; participation, availability of facilities; scholarship offerings; funds allocated for administration, recruitment, comparable coaching, publicity and promotions, or other considerations by the college to continue efforts to achieve gender equity?	Select one.		
Is the percentage of female athletes greater than (or at least within five percentage points of) the percent of female students enrolled?	Select one.		
Does the report include any of the following to ensure compliance with Title IX?	Select one.		
Accommodation of interests and abilities	Select one.		
Substantial proportionality	Select one.		
History and practice of expansion of sports	Select one.		
If there were any disparities in sections A or B, or if the percentage of female participants was not substantially proportionate to the percentage of female enrollments, did the college submit a corrective action plan?	Select one.		

Part VI. Signature Page

FLORIDA EDUCATIONAL EQUITY ACT
2022-23 ANNUAL EQUITY UPDATE REPORT
Signature Page

St. Petersburg College

The college ensures that section 1000.05, F.S., section 1006.71, F.S., and section 1012.86, F.S., and implementing Rules 6A-6A-10.041 and 6A-19.001-.010, F.A.C., referenced in this report, are properly implemented and that this institution prohibits discrimination against students, applicants for admission, employees or applicants for employment on the basis of race, color, ethnicity, national origin, sex, pregnancy, disability, age, or marital status.

The college has developed policies and procedures for providing reasonable substitutions for admission, graduation, study program admission, and upper-division entry for eligible students with disabilities as required by section 1007.264 and section 1007.265, F.S., and for implementing Section 504 of the Rehabilitation Act of 1973.

The institution is in compliance with the identified components of the athletic programs, as required by Title IX, the Florida Educational Equity Act, section 1006.71, F.S., Gender equity in intercollegiate athletics, and, where not compliant, the college has implemented a corrective action plan. (Applicable for institutions with athletic programs.)

The college actively implements and monitors the Employment Equity Accountability Plan and certifies compliance with all statutory requirements of section 1012.86, F.S.

EQUITY OFFICER

DATE

COLLEGE PRESIDENT

DATE

CHAIR OF DISTRICT BOARD OF TRUSTEES

DATE

This concludes the 2022-23 Annual Equity Update Report, which must be submitted, as a Word document, to FCSInfo@fldoe.org by **May 1, 2023. Colleges may attach additional files (PDF or Word) as appendices.**

2022 EADA Survey

Institution: (137078)

User ID: E1370781

Screening Questions

Please answer these questions carefully as your responses will determine which subsequent data entry screens are appropriate for your institution.

1. How will you report Operating (Game-day) Expenses?

- By Team Per Participant

2. Select the type of varsity sports teams at your institution.

- Men's Teams
- Women's Teams
- Coed Teams

3. Do any of your teams have assistant coaches?

- Yes
- Men's Teams
- Women's Teams
- Coed Teams
- No

If you save the data on this screen, then return to the screen to make changes, note the following:

- 1) If you select an additional type of team remember to include associated data for that type of team on subsequent screens;
- 2) If you delete a type of team but have already entered associated data on other screens, all associated data for that type of team will be deleted from subsequent

screens. However, because the survey system has to recalculate the totals, you must re-save every screen.

Sports Selection - Men's and Women's Teams

Select the varsity sports teams at your institution.

Sport	Men's	Women's	Sport	Men's	Women's
Archery	<input type="checkbox"/>	<input type="checkbox"/>	Badminton	<input type="checkbox"/>	<input type="checkbox"/>
Baseball	<input checked="" type="checkbox"/>		Basketball	<input checked="" type="checkbox"/>	<input checked="" type="checkbox"/>
Beach Volleyball	<input type="checkbox"/>	<input type="checkbox"/>	Bowling	<input type="checkbox"/>	<input type="checkbox"/>
Cross Country	<input type="checkbox"/>	<input type="checkbox"/>	Diving	<input type="checkbox"/>	<input type="checkbox"/>
Equestrian	<input type="checkbox"/>	<input type="checkbox"/>	Fencing	<input type="checkbox"/>	<input type="checkbox"/>
Field Hockey		<input type="checkbox"/>	Football	<input type="checkbox"/>	
Golf	<input type="checkbox"/>	<input type="checkbox"/>	Gymnastics	<input type="checkbox"/>	<input type="checkbox"/>
Ice Hockey	<input type="checkbox"/>	<input type="checkbox"/>	Lacrosse	<input type="checkbox"/>	<input type="checkbox"/>
Rifle	<input type="checkbox"/>	<input type="checkbox"/>	Rodeo	<input type="checkbox"/>	<input type="checkbox"/>
Rowing	<input type="checkbox"/>	<input type="checkbox"/>	Sailing	<input type="checkbox"/>	<input type="checkbox"/>
Skiing	<input type="checkbox"/>	<input type="checkbox"/>	Soccer	<input type="checkbox"/>	<input type="checkbox"/>
Softball		<input checked="" type="checkbox"/>	Squash	<input type="checkbox"/>	<input type="checkbox"/>
Swimming	<input type="checkbox"/>	<input type="checkbox"/>	Swimming and Diving (combined)	<input type="checkbox"/>	<input type="checkbox"/>
Synchronized Swimming		<input type="checkbox"/>	Table Tennis	<input type="checkbox"/>	<input type="checkbox"/>
Team Handball	<input type="checkbox"/>	<input type="checkbox"/>	Tennis	<input type="checkbox"/>	<input checked="" type="checkbox"/>
Track and Field (Indoor)	<input type="checkbox"/>	<input type="checkbox"/>	Track and Field (Outdoor)	<input type="checkbox"/>	<input type="checkbox"/>
Track and Field	<input type="checkbox"/>	<input type="checkbox"/>	Volleyball	<input type="checkbox"/>	<input checked="" type="checkbox"/>

and Cross
Country
(combined)

Water Polo	<input type="checkbox"/>	<input type="checkbox"/>	Weight Lifting	<input type="checkbox"/>	<input type="checkbox"/>
Wrestling	<input type="checkbox"/>	<input type="checkbox"/>	Other Varsity Sports (Specify sports in the caveat box.)*	<input type="checkbox"/>	<input type="checkbox"/>

Caveat (Specify Other Varsity Sports):

*Use the caveat to list the "Other Varsity Sports" if you checked the box above. You should only include intercollegiate varsity sports in your EADA disclosures.
 *The caveat on this screen is for internal use and does not appear on the EADA Dissemination Website (public site). If you want information to appear on the public site, enter it on the Athletic Participation screen.

If you save the data on this screen, then return to the screen to make changes, note the following:

- 1) If you select an additional team remember to include associated data for that sport on subsequent screens;
- 2) If you delete a sport but have already entered associated data on other screens, all associated data for that sport will be deleted from subsequent screens. However, because the survey system has to recalculate the totals, you must re-save every screen.

Athletics Participation - Men's and Women's Teams

Enter the number of participants as of the day of the first scheduled contest.

Varsity Teams	Men's Teams	Women's Teams
Baseball	<input style="width: 100px; height: 25px;" type="text" value="26"/>	
Basketball	<input style="width: 100px; height: 25px;" type="text" value="13"/>	<input style="width: 100px; height: 25px;" type="text" value="14"/>

Softball	<input type="text" value="18"/>
Tennis	<input type="text" value="8"/>
Volleyball	<input type="text" value="13"/>
Total Participants Men's and Women's Teams	<input type="text" value="39"/> <input type="text" value="53"/>
Unduplicated Count of Participants (This is a head count. If an individual participates on more than one team, count that individual only once on this line.)	<input type="text" value="39"/> <input type="text" value="53"/>

CAVEAT

- *For each men's or women's team that includes opposite sex participants, specify the number of male and the number of female students on that team in this caveat box. This does not apply for coed teams.
- *If you selected **Other Sports**, specify which team(s) are included.
- *Additionally, provide any other clarifying information here.

If you save the data on this screen, then return to the screen to make changes, please note you must re-save every screen because the survey system has to recalculate the totals.

Head Coaches - Men's Teams

For each men's team, indicate whether the head coach is male or female, was assigned to the team on a full-time or part-time basis, and whether the coach was employed by the institution on a full-time basis or on a part-time or volunteer basis, by entering a 1 in the appropriate field.
 The Swimming and Diving (combined) fields allow up to 2 head coaches. The Track and Field and Cross Country (combined) fields allow up to 3.

Male Head Coaches

Female Head Coaches

Varsity Teams	Assigned to Team on a Full-Time Basis	Assigned to Team on a Part-Time Basis	Full-Time Institution Employee	Part-Time Institution Employee or Volunteer	Assigned to Team on a Full-Time Basis	Assigned to Team on a Part-Time Basis	Full-Time Institution Employee	Part-Time Institution Employee or Volunteer	Total Head Coaches
Baseball	<input type="text" value="1"/>	<input type="text"/>	<input type="text" value="1"/>	<input type="text"/>	<input type="text"/>	<input type="text"/>	<input type="text"/>	<input type="text"/>	<input type="text" value="1"/>
Basketball	<input type="text"/>	<input type="text" value="1"/>	<input type="text" value="1"/>	<input type="text"/>	<input type="text"/>	<input type="text"/>	<input type="text"/>	<input type="text"/>	<input type="text" value="1"/>
Coaching Position Totals	<input type="text" value="1"/>	<input type="text" value="1"/>	<input type="text" value="2"/>	<input type="text" value="0"/>	<input type="text" value="0"/>	<input type="text" value="0"/>	<input type="text" value="0"/>	<input type="text" value="0"/>	<input type="text" value="2"/>

CAVEAT

Head Coaches - Women's Teams

For each women's team, indicate whether the head coach is male or female, was assigned to the team on a full-time or part-time basis, and whether the coach was employed by the institution on a full-time basis or on a part-time or volunteer basis, by entering a 1 in the appropriate field.

The Swimming and Diving (combined) fields allow up to 2 head coaches. The Track and Field and Cross Country (combined) fields allow up to 3.

Male Head Coaches

Female Head Coaches

Varsity Teams	Assigned to Team on a Full-Time Basis	Assigned to Team on a Part-Time Basis	Full-Time Institution Employee	Part-Time Institution Employee or Volunteer	Assigned to Team on a Full-Time Basis	Assigned to Team on a Part-Time Basis	Full-Time Institution Employee	Part-Time Institution Employee or Volunteer	Total Head Coaches
Basketball	<input type="text" value="1"/>	<input type="text"/>	<input type="text" value="1"/>	<input type="text"/>	<input type="text"/>	<input type="text"/>	<input type="text"/>	<input type="text"/>	<input type="text" value="1"/>

Softball	<input type="text" value="1"/>	<input type="text"/>	<input type="text" value="1"/>	<input type="text"/>	<input type="text"/>	<input type="text"/>	<input type="text"/>	<input type="text" value="1"/>	
Tennis	<input type="text"/>	<input type="text" value="1"/>	<input type="text"/>	<input type="text" value="1"/>	<input type="text"/>	<input type="text"/>	<input type="text"/>	<input type="text" value="1"/>	
Volleyball	<input type="text" value="1"/>	<input type="text"/>	<input type="text" value="1"/>	<input type="text"/>	<input type="text"/>	<input type="text"/>	<input type="text"/>	<input type="text" value="1"/>	
Coaching Position Totals	<input type="text" value="3"/>	<input type="text" value="1"/>	<input type="text" value="3"/>	<input type="text" value="1"/>	<input type="text" value="0"/>	<input type="text" value="0"/>	<input type="text" value="0"/>	<input type="text" value="0"/>	<input type="text" value="4"/>

CAVEAT

Head Coaches' Salaries - Men's and Women's Teams

Enter only salaries and bonuses that your institution pays head coaches as compensation for coaching. Do not include benefits on this screen. Do not include volunteer coaches in calculating the average salary and the Full-Time Equivalent (FTE) Total. For help calculating the FTE total click on the Instructions link on this screen.

	Men's Teams	Women's Teams
Average Annual Institutional Salary per Head Coaching Position (for coaching duties only)	<input type="text" value="32,333"/>	<input type="text" value="27,440"/>
Number of Head Coaching Positions Used to Calculate the Average	<input type="text" value="2"/>	<input type="text" value="4"/>
Number of Volunteer Head Coaching Positions (Do not include these coaches in your salary or FTE calculations.)	<input type="text" value="0"/>	<input type="text" value="0"/>
Average Annual Institutional Salary per Full-time equivalent (FTE)	<input type="text" value="43,111"/>	<input type="text" value="29,269"/>

Sum of Full-Time Equivalent (FTE) Positions Used to Calculate the Average

1.50

3.75

CAVEAT

Assistant Coaches - Men's Teams

For each men's team, indicate whether the assistant coach is male or female, was assigned to the team on a full-time or part-time basis, and whether the coach was employed by the institution on a full-time basis or on a part-time or volunteer basis, by entering a 1 in the appropriate field.

Male Assistant Coaches

Female Assistant Coaches

Varsity Teams	Male Assistant Coaches				Female Assistant Coaches				Total Assistant Coaches
	Assigned to Team on a Full-Time Basis	Assigned to Team on a Part-Time Basis	Full-Time Institution Employee	Part-Time Institution Employee or Volunteer	Assigned to Team on a Full-Time Basis	Assigned to Team on a Part-Time Basis	Full-Time Institution Employee	Part-Time Institution Employee or Volunteer	
Baseball	<input type="text"/>	<input type="text" value="3"/>	<input type="text"/>	<input type="text" value="3"/>	<input type="text"/>	<input type="text"/>	<input type="text"/>	<input type="text"/>	<input type="text" value="3"/>
Basketball	<input type="text"/>	<input type="text" value="2"/>	<input type="text" value="1"/>	<input type="text" value="1"/>	<input type="text"/>	<input type="text"/>	<input type="text"/>	<input type="text"/>	<input type="text" value="2"/>
Coaching Position Totals	<input type="text" value="0"/>	<input type="text" value="5"/>	<input type="text" value="1"/>	<input type="text" value="4"/>	<input type="text" value="0"/>	<input type="text" value="0"/>	<input type="text" value="0"/>	<input type="text" value="0"/>	<input type="text" value="5"/>

CAVEAT

Assistant Coaches - Women's Teams

For each women's team, indicate whether the assistant coach is male or female, was assigned to the team on a full-time or part-time basis, and whether the coach was employed by the institution on a full-time basis or on a part-time or volunteer basis, by entering a 1 in the appropriate field.

Male Assistant Coaches

Female Assistant Coaches

Varsity Teams	Male Assistant Coaches				Female Assistant Coaches				Total Assistant Coaches
	Assigned to Team on a Full-Time Basis	Assigned to Team on a Part-Time Basis	Full-Time Institution Employee	Part-Time Institution Employee or Volunteer	Assigned to Team on a Full-Time Basis	Assigned to Team on a Part-Time Basis	Full-Time Institution Employee	Part-Time Institution Employee or Volunteer	
Basketball	<input type="text"/>	<input type="text"/>	<input type="text"/>	<input type="text"/>	<input type="text"/>	<input type="text" value="1"/>	<input type="text"/>	<input type="text" value="1"/>	<input type="text" value="1"/>
Softball	<input type="text"/>	<input type="text" value="1"/>	<input type="text"/>	<input type="text" value="1"/>	<input type="text"/>	<input type="text" value="2"/>	<input type="text"/>	<input type="text" value="2"/>	<input type="text" value="3"/>
Tennis	<input type="text"/>	<input type="text"/>	<input type="text"/>	<input type="text"/>	<input type="text"/>	<input type="text" value="1"/>	<input type="text"/>	<input type="text" value="1"/>	<input type="text" value="1"/>
Volleyball	<input type="text"/>	<input type="text" value="0"/>	<input type="text"/>	<input type="text" value="0"/>	<input type="text"/>	<input type="text" value="1"/>	<input type="text"/>	<input type="text" value="1"/>	<input type="text" value="1"/>
Coaching Position Totals	<input type="text" value="0"/>	<input type="text" value="1"/>	<input type="text" value="0"/>	<input type="text" value="1"/>	<input type="text" value="0"/>	<input type="text" value="5"/>	<input type="text" value="0"/>	<input type="text" value="5"/>	<input type="text" value="6"/>

CAVEAT

Assistant Coaches' Salaries - Men's and Women's Teams

Enter only salaries and bonuses that your institution pays assistant coaches as compensation for coaching. Do not include benefits on this screen.

Do not include volunteer coaches in calculating the average salary and the Full-Time Equivalent (FTE) Total.

For help calculating the FTE total click on the Instructions link on this screen.

	Men's Teams	Women's Teams
Average Annual Institutional Salary per Assistant Coaching Position (for coaching duties only)	4,769	7,100
Number of Assistant Coaching Positions Used to Calculate the Average	4	5
Number of Volunteer Assistant Coaching Positions (Do not include these coaches in your salary or FTE calculations.)	1	1
Average Annual Institutional Salary per Full-time equivalent (FTE)	43,359	78,889
Sum of Full-Time Equivalent (FTE) Positions Used to Calculate the Average	0.44	0.45 <input checked="" type="checkbox"/>

CAVEAT

Athletically Related Student Aid - Men's and Women's Teams

Athletically related student aid is any scholarship, grant, or other form of financial assistance, offered by an institution, the terms of which require the recipient to participate in a program of intercollegiate athletics at the institution. Other student aid, of which a student-athlete simply happens to be the recipient, is not athletically related student aid. If you do not have any aid to report, enter a 0.

	Men's Teams	Women's Teams	Total
Amount of Aid	224,269	491,854	716,123

Ratio (percent)

100%

CAVEAT

Recruiting Expenses - Men's and Women's Teams

Recruiting expenses are all expenses an institution incurs attributable to recruiting activities. This includes, but is not limited to, expenses for lodging, meals, telephone use, and transportation (including vehicles used for recruiting purposes) for both recruits and personnel engaged in recruiting, and other expenses for official and unofficial visits, and all other expenses related to recruiting. If you do not have any recruiting expenses to report, enter a 0.

	Men's Teams	Women's Teams	Total
Total	<input type="text" value="0"/>	<input type="text" value="0"/>	<input type="text" value="0"/>

CAVEAT

Operating (Game-Day) Expenses - Men's and Women's Teams by Team

Operating expenses are all expenses an institution incurs attributable to home, away, and neutral-site intercollegiate athletic contests (commonly known as "game-day expenses"), for (A) Lodging, meals, transportation, uniforms, and equipment for coaches, team members, support staff (including, but not limited to team managers and trainers), and others; and (B) Officials.

For a sport with a men's team and a women's team that have a combined budget, click here for special instructions. Report actual numbers, not budgeted or estimated numbers. Please do not round beyond the next dollar.

Men's Teams

Women's Teams

Varsity Teams	Participants	Operating Expenses per Participant	By Team	Participants	Operating Expenses per Participant	By Team	Total Operating Expenses
Basketball	13	2,893	37,607	14	4,374	61,235	98,842
Baseball	26	2,088	54,284				54,284
Softball				18	2,356	42,412	42,412
Tennis				8	4,074	32,595	32,595
Volleyball				13	2,788	36,241	36,241
Total Operating Expenses Men's and Women's Teams	39		91,891	53		172,483	264,374

CAVEAT

Note: This screen is for game-day expenses only.

Total Expenses - Men's and Women's Teams

Enter all expenses attributable to intercollegiate athletic activities. This includes appearance guarantees and options, athletically related student aid, contract services, equipment, fundraising activities, operating expenses, promotional activities, recruiting expenses, salaries and benefits, supplies, travel, and any other expenses attributable to intercollegiate athletic activities.

Report actual numbers, not budgeted or estimated numbers. Please do not round beyond the next dollar.

Varsity Teams	Men's Teams	Women's Teams	Total
---------------	-------------	---------------	-------

Basketball	195,652	305,101	500,753
Baseball	208,250		208,250
Softball		232,480	232,480
Tennis		154,008	154,008
Volleyball		128,169	128,169
Total Expenses of all Sports, Except Football and Basketball, Combined	208,250	514,657	722,907
Total Expenses Men's and Women's Teams	403,902	819,758	1,223,660
Not Allocated by Gender/Sport (Expenses not attributable to a particular sport or sports)			248,351
Grand Total Expenses			1,472,011

CAVEAT

Total Revenues - Men's and Women's Teams

Your total revenues must cover your total expenses.

Enter all revenues attributable to intercollegiate athletic activities. This includes revenues from appearance guarantees and options, an athletic conference, tournament or bowl games, concessions, contributions from alumni and others, institutional support, program advertising and sales, radio and television, royalties, signage and other sponsorships, sport camps, state or other government support, student activity fees, ticket and luxury box sales, and any other revenues attributable to intercollegiate athletic activities.

Report actual numbers, not budgeted or estimated numbers. Please do not round beyond the next dollar.

Varsity Teams	Men's Teams	Women's Teams	Total
----------------------	--------------------	----------------------	--------------

Basketball	195,652	305,101	500,753
Baseball	208,250		208,250
Softball		232,480	232,480
Tennis		154,008	154,008
Volleyball		128,169	128,169
Total Revenues of all Sports, Except Football and Basketball, Combined	208,250	514,657	722,907
Total Revenues Men's and Women's Teams	403,902	819,758	1,223,660
Not Allocated by Gender/Sport (Revenues not attributable to a particular sport or sports)			248,351
Grand Total for all Teams (includes by team and not allocated by gender/sport)			1,472,011

CAVEAT

Summary - Men's and Women's Teams

Your Grand Total Revenues must be equal to or greater than your Grand Total Expenses or you will not be able to lock your survey.

	Men's Teams	Women's Teams	Total
1 <u>Total of Head Coaches' Salaries</u>	64,666	109,760	174,426

2	<u>Total of Assistant Coaches' Salaries</u>	19,076	35,500	54,576
3	<u>Total Salaries (Lines 1+2)</u>	83,742	145,260	229,002
4	<u>Athletically Related Student Aid</u>	224,269	491,854	716,123
5	<u>Recruiting Expenses</u>	0	0	0
6	<u>Operating (Game-Day) Expenses</u>	91,891	172,483	264,374
7	<u>Summary of Subset Expenses (Lines 3+4+5+6)</u>	399,902	809,597	1,209,499
8	<u>Total Expenses for Teams</u>	403,902	819,758	1,223,660
9	<u>Total Expenses for Teams Minus Subset Expenses (Line 8 – Line 7)</u>	4,000	10,161	14,161
10	<u>Not Allocated Expenses</u>			248,351
11	<u>Grand Total Expenses (Lines 8+10)</u>			1,472,011
12	<u>Total Revenues for Teams</u>	403,902	819,758	1,223,660
13	<u>Not Allocated Revenues</u>			248,351
14	<u>Grand Total Revenues (Lines 12+13)</u>			1,472,011
15	<u>Total Revenues for Teams minus Total Expenses for Teams (Line 12-Line 8)</u>	0	0	0
16	<u>Grand Total Revenues Minus Grand Total Expenses (Line 14- Line 11)</u>			0


To return to a data entry screen, click on the link in the Navigation Menu.
 To proceed to the Supplemental Information screen, click on the link in the Navigation Menu or click on the "Next" button on this screen.

Supplemental Information (optional)

This screen may be used to help the reader better understand the data you have provided, or to help a prospective student-athlete make an informed choice of an athletics program.

This information will be viewable on the EADA public website. Please do not include the names of individuals or write messages to the help desk.

To explain specific data entered on a previous screen, please use the caveat box on that screen.



June 20, 2023

MEMORANDUM

TO: Board of Trustees, St. Petersburg College

FROM: Tonjua Williams, Ph.D., President 

SUBJECT: National Science Foundation - Industry 4.0 Skills for Manufacturing Technicians

Confirmation is sought for a proposal that was submitted, subject to Board of Trustees' approval, to the National Science Foundation by St. Petersburg College for the Industry 4.0 Skills for Manufacturing Technicians grant. Permission is also sought to accept an estimated \$48,313 in funding over a two-year period for this proposal and enter into any amendments, extensions or agreements as necessary, within the original intent and purpose of the grant.

The National Science Foundation awarded FloridaMakes Incorporated, a service organization designed to strengthen Florida's high-wage manufacturing sector, a grant to address Industry 4.0 skill deficiencies that were identified in *Future of Work Issues Caucus for Florida Community Colleges and Manufacturers*. The NSF *Industry 4.0 Skills for Manufacturing Technicians* grant confronts the identified skills deficiency issues by creating a model for cooperative interactions between Florida industry, state colleges, FloridaMakes and the Florida Department of Education.

FloridaMakes has awarded a sub-grant to St. Petersburg College to join the project team to adjust the Florida Department of Education benchmarks and standards to address Florida's technicians' Industry 4.0 skills gap. Working with Polk State College, Daytona State College and College of Central Florida, one SPC faculty member will participate in professional development activities that up-skill Engineering Technology (ET) degree faculty; help create a short-term ET college credit certificate to quickly prepare current and future technicians to apply these new skills in the manufacturing workspace; engage with manufacturers; and create a curriculum for an advanced technology certificate.

Funding will support one-month salary for one faculty for two years including benefits, travel, supplies and indirect costs.

The period of performance will be from May 22, 2023 through March 31, 2025. The total project budget is projected to be \$48,313 over an approximate two-year period, of which the College anticipates receiving the full amount.

Matthew Liao-Troth, Vice President, Academic Affairs; Mia Conza, General Counsel; and Natavia Middleton, Dean of Natural Science and Engineering, recommend approval.

Attachment
gms050223

**BOT INFORMATION SUMMARY
GRANTS/RESTRICTED FUNDS CONTRACTS**

Date of BOT Meeting: June 20, 2023

Funding Agency or Organization: National Science Foundation (NSF)

Name of Competition/Project: Industry 4.0 Skills for Manufacturing Technicians

SPC Application or Sub-Contract: SPC Application

Grant/Contract Time Period: **Start:** 05/22/23 **End:** 03/31/25

Administrator: Natavia Middleton

Manager: Sidney Martin

Focus of Proposal:

The NSF Industry 4.0 Skills for Manufacturing Technician project generates pathways that allow future technicians in Florida to acquire focused STEM knowledge related to Industry 4.0 digital technologies. Technicians that possess this higher content base will successfully address Florida manufacturer 4.0 installations, operations, maintenance and troubleshooting issues.

Participation in this grant will create two college certificates with credit articulation to all twenty-two Engineering Technology degree programs in Florida. The first certificate targets participants in Florida's Associate of Science (A.S.) Engineering Technology degree program to assure they have manufacturer identified 4.0 needed skills, while the second is a post-A.S. degree technical certificate that generates a pathway to STEM-related 4-year programs at state colleges and universities in Florida. The project assures that the technical content generated in the two college credit certificates are relevant and rigorous by direct interactions with the Florida Department of Education (FLDOE) to meet State Legislature expectations for Career and Technical Education courses through the FLDOE maintained Frameworks.

The broader impacts of the grant include increasing student/potential employer access in all Florida community college service regions; active engagement of more Florida manufacturers and organizations in career and technical education; and increasing current manufacturing technician career advancement through the new credit-bearing college certificates.

St. Petersburg College will participate in this grant with FloridaMakes, Polk State College, Daytona State College and College of Central Florida. Funding will support one-month salary for one faculty for two years including benefits, travel, supplies and indirect costs.

Budget for Proposal:

(Only Major categories—This is an estimated budget description based on expected funding and services. Specific budget categories may vary as the funding amount and/or services change.)

Personnel	\$ 17,139
Fringe	\$ 8,741
Travel	\$ 10,000
Supplies	\$ 1,000
Indirect Costs	\$ 11,433
Total Budget	\$ 48,313

Funding:

Total proposal budget: (includes amount requested from funder, cash and in-kind matches listed below)	\$ 48,313
Total amount from funder:	\$ 48,313

Amount/value of match:	Cash: N/A
	In-kind: N/A

Required match or cost sharing:	No	<input checked="" type="checkbox"/>	Yes
Voluntary match or cost sharing:	No	<input checked="" type="checkbox"/>	Yes
Source of match/cost sharing:	N/A		
Negotiated indirect cost:	N/A		
(Fixed) administrative fee:	N/A		
Software/materials:	N/A		
Equipment:	N/A		
Services:	N/A		
Staff Training:	N/A		
FTE:	N/A		
Other:	N/A		

College Values, Strategic Initiatives and Activities Addressed:


Value(s):	1. Community Focus
	2. Student Success

Strategic Initiative(s):	1. Economic Mobility
	2. Academic Excellence

June 20, 2023

MEMORANDUM

TO: Board of Trustees, St. Petersburg College

FROM: Tonjua Williams, Ph.D., President 

SUBJECT: International Fine Print Dealers Association (IFPDA) Foundation Grant

Confirmation is sought for a proposal that was submitted, subject to Board of Trustees' approval, to the International Fine Print Dealers Association Foundation by St. Petersburg College for the International Fine Print Dealers Association Foundation grant. Permission is also sought to accept \$3,000 over a one-year period for this proposal, if awarded, and enter into any amendments, extensions or agreements as necessary, within the original intent and purpose of the grant.

SPC has submitted a proposal for the Leepa-Rattner Museum of Art (LRMA) to participate in the International Fine Print Dealers Association (IFPDA) grant. The IFPDA Foundation provides financial support for exhibitions, scholarly publications, lectures, and symposia that focus on fine prints.

Funding will support the *Constellations Series* exhibit which will include artists Rauschenberg and Saff and be held at LRMA. The exhibit will include a featured speaker and a printmaking demonstration and workshop.

The period of performance will be from September 2023 through August 2024. The total grant request is \$3,000, of which the College anticipates receiving the full award amount.

Jamelle Conner, Vice President, Student Affairs; Mia Conza, General Counsel; and Rodrigo Davis, Provost, Tarpon Springs Campus, recommend approval.

Attachment
gms050223

**BOT INFORMATION SUMMARY
GRANTS/RESTRICTED FUNDS CONTRACTS**

Date of BOT Meeting: June 20, 2023

Funding Agency or Organization: International Fine Print Dealers Association (IFPDA) Foundation

Name of Competition/Project: 2023 IFPDA Foundation Grant

SPC Application or Sub-Contract: SPC Application

Grant/Contract Time Period: **Start:** 9/1/2023 **End:** 08/30/2024

Administrator: Rodrigo Davis

Manager: Christine Renc-Carter

Focus of Proposal:

In fulfillment of its mission to promote greater awareness and appreciation of prints, the International Fine Print Dealers Association (IFPDA) Foundation provides financial support for exhibitions, scholarly publications, lectures, and symposia that focus on fine prints to nonprofit organizations in the United States that are certified tax-exempt under section 501(c)(3).

SPC has submitted a proposal to IFPDA that will increase academic excellence and community engagement opportunities for the Leepa-Ratner Museum of Art (LRMA) through the development of a *Constellation Series* exhibit that will include artists Rauschenberg and Saff. The grant will support programming for the museum’s exhibition and collection related expenses to cover framing costs with proper conservation materials, archival storage needs, and educational programming for a new acquisition of 16 fine art prints that combine etching, aquatint, and drypoint with hand-applied watercolor and pencil additions. This acquisition ties into many facets of the Leepa-Rattner Museum of Art’s contemporary print collection and the history of the arts in Tampa Bay.

The grant funds will primarily cover Materials, Supplies, and Programming for the *Constellation Series*.

Budget for Proposal:

Personnel	\$ 0
Fringe Benefits	\$ 0
Educational Expense	\$ 0
Materials and Supplies	\$ 2400.00
Program Activities	\$ 600.00

Total Budget \$ **3000.00**

Funding:

Total budget: (includes amount requested from funder, cash and other funding listed below) \$ **3000.00**

Total amount from funder: \$ 3000.00

Amount/value of match: Cash: N/A
In-kind: N/A

Required match or cost sharing: No X

Voluntary match or cost sharing: No X

Source of match/cost sharing: N/A

Negotiated indirect cost: N/A

(Fixed) administrative fee: N/A

Software/materials: N/A

Equipment: N/A

Services: N/A

Staff Training: N/A

FTE: N/A

Other: N/A


College Values, Strategic Initiatives and Activities Addressed:

Value(s): 1. Community Focus

Strategic Initiative(s): 1. Academic Excellence
2. Community engagement

June 20, 2023

MEMORANDUM

TO: Board of Trustees, St. Petersburg College
FROM: Tonjua Williams, Ph.D., President 
SUBJECT: U.S. Department of Defense – Innovation Bloc Grant

Confirmation is sought for a proposal that was submitted, subject to Board of Trustees’ approval, to the U.S. Department of Defense, by St. Petersburg College, for the Innovation Bloc Grant. Permission is also sought to accept an estimated \$237,558 in funding over a one-year period for this proposal, if awarded, and enter into any amendments, extensions or agreements as necessary, within the original intent and purpose of the grant.

Supporting the goals of the Defense STEM Education Consortium (DSEC), the Department of Defense is seeking to fund projects that assist in broadening STEM literacy and developing a diverse and agile future workforce to power the United States’ innovative defense infrastructure. Projects should engage students and educators in meaningful STEM experiences, serve students who are military-connected and under-represented in STEM and connect them to the STEM workforce.

SPC has submitted a proposal to support work-based learning opportunities that prepare well-educated and skilled employees for in-demand STEM careers. The goal of this initiative is to engage and retain underrepresented and veteran students enrolled in STEM-related pathways at SPC and provide them with meaningful career experiences. Activities of this program include job-readiness training and connecting underrepresented and veteran students to summer internships in STEM. Funding will support the students through career workshops, internship stipends and tuition costs.

The estimated period of performance will be from September 1, 2023 through August 31, 2024. The total project budget is projected to be \$237,558 over a one-year period, of which the College anticipates receiving the full amount. See attached Information Summary for additional information.

Jackie Skryd, Vice President, Workforce Development & Corporate Partnerships; Mia Conza, General Counsel; and Belinthia Berry, Dean of Workforce Development, recommend approval.

Attachment

gms051923

**BOT INFORMATION SUMMARY
GRANTS/RESTRICTED FUNDS CONTRACTS**

Date of BOT Meeting: June 20, 2023

Funding Agency or Organization: U.S. Department of Defense

Name of Competition/Project: Innovation Bloc Grant

SPC Application or Sub-Contract: SPC Application

Grant/Contract Time Period: **Start:** 9/01/2023 **End:** 8/31/2024

Administrator: Jackie Skryd

Manager: Sue Pierson

Focus of Proposal:

The Department of Defense STEM Education Consortium (DSEC) seeks to broaden STEM literacy and develop a diverse and agile future workforce to power the United States’ innovative defense infrastructure. Now in its third year, SPC has submitted a proposal to continue funding to help prepare well-educated and skilled employees for in-demand STEM careers. Through this initiative, SPC will engage, serve and connect underrepresented and veteran students in STEM academic pathways to the workforce through professional development and work-based learning.

This initiative will provide job-readiness training to underrepresented and veteran students enrolled in STEM pathways and connect them to paid summer internships. Project activities will foster confidence in their skills, build relationships with peers and STEM experts, and cultivate a sense of belonging to the industry. Continued Year Four funding will support project personnel, travel for project staff, tuition and fees for career readiness courses, scholarships (stipends) for work-based learning experiences for approximately 50 student participants, and materials and supplies.

Budget for Proposal:

(Only Major categories—This is an estimated budget description based on expected funding and services for three years. Specific budget categories may vary as the funding amount and/or services change.)

Personnel	\$ 28,169
Fringe	\$ 14,648
Travel	\$ 950
Participant Stipends	\$ 150,000
Tuition	\$ 20,750
Participant Support Costs	\$ 5,750
Supplies	\$ 2,000

Indirect Costs	\$ 15,291
Total Budget	\$ 237,558

Funding:

Total proposal budget: (includes amount requested from funder, cash and in-kind matches listed below)	\$ 237,558
Total amount from funder:	\$ 237,558
Amount/value of match:	Cash: N/A In-kind: N/A

Required match or cost sharing:	No	X	Yes
Voluntary match or cost sharing:	No	X	Yes
Source of match/cost sharing:	N/A		
Negotiated indirect cost:	N/A		
(Fixed) administrative fee:	N/A		
Software/materials:	N/A		
Equipment:	N/A		
Services:	N/A		
Staff Training:	N/A		
FTE:	N/A		
Other:	N/A		

College Values, Strategic Initiatives and Activities Addressed:

Value(s):	1. Student Success
	2. Growth and Empowerment
	3. Equity

Strategic Initiative(s):	1. Academic Excellence
	2. Economic Mobility

June 20, 2023

MEMORANDUM

TO: Board of Trustees, St. Petersburg College

FROM: Tonjua Williams, Ph.D., President 

SUBJECT: University of Central Florida, Florida Center for Students with Unique Abilities – Florida Postsecondary Comprehensive Transition Program

Confirmation is sought for a proposal that was submitted, subject to Board of Trustees' approval, to the Florida Center for Students with Unique Abilities at the University of Central Florida in support of SPC's Florida Postsecondary Comprehensive Transition Program (FPCTP). Permission is also sought to accept an estimated \$1,147,593 in funding over a three-year period for this proposal, if awarded, and enter into any amendments, extensions or agreements as necessary, within the original intent and purpose of the grant.

Administered through the University of Central Florida (UCF), the FPCTP Continuing Grant program is offered to facilitate implementation of planned improvements and/or expansion of an existing FPCTP program serving students with intellectual disabilities. SPC's continuing grant proposal will support the continuation and expansion of its current FPCTP program, Titans UP. Developed in 2019 under the FPCTP start up grant, Titans UP seeks to increase the number of individuals with intellectual disabilities achieving meaningful postsecondary education credentials leading to long-term employment.

As a strengths-based program, Titans UP engages multiple assessments to determine and track students' needs, skill levels and academic achievement. Participants benefit from an inclusive college experience that allows them to attend integrated classes, participate in student clubs and campus events, build relationships with student peer mentors, and progress in one of four academic certificate tracks. SPC will also partner with community vocational services to provide job shadowing, career skills, on the job training, and paid employment opportunities. Funding will support program staff, soft skills training, supported employment, professional development for faculty and staff, and materials and supplies.

The estimated period of performance will be from July 1, 2023 through June 30, 2026. The total project budget is estimated to be a total of \$1,147,593 over a three-year period, of which the College anticipates receiving the full amount. See attached Information Summary for additional information.

Jamelle Conner, Vice President, Student Affairs; Mia Conza, General Counsel; and Misty Kemp, Executive Director, Retention Services, recommend approval.

**BOT INFORMATION SUMMARY
GRANTS/RESTRICTED FUNDS CONTRACTS**

Date of BOT Meeting: June 20, 2023

Funding Agency or Organization: University of Central Florida, Florida Center for Students with Unique Abilities

Name of Competition/Project: Florida Postsecondary Comprehensive Transition Program Continuation Grant (FPCTP)

SPC Application or Sub-Contract: Sub-Contract

Grant/Contract Time Period: **Start:** 7/1/23 **End:** 6/30/26

Administrator: Dr. Misty Kemp

Manager: April Ross

Focus of Proposal:

The Florida Postsecondary Comprehensive Transition Program (FPCTP) Continuation grant will support the continuation and enhancement of SPC’s Titans UP program, which helps individuals with intellectual disabilities attain meaningful credentials and sustainable employment. Launched at the Seminole campus in 2019, the program will expand support services to include the Clearwater campus, expanding the number of students served, and will expand the number of academic certificate pathways offered. Titans UP will serve a cohort of approximately 12 - 16 students with intellectual disabilities each year, totaling approximately 36-48 students during the grant period. Participants will attend integrated classes, participate in student clubs and campus events, build relationships with student peer mentors, and progress along one of four academic certificate pathways: Hospitality, Digital Media Video, Building Arts and Digital Photography.

The Titans UP program staff will work with the Arc of Tampa Bay, Vocational Rehabilitation and other partners to provide career counseling, job training and other career skills activities for program participants. Soft skills training will be provided by the Macdonald Training Center, and Supported Employment will be facilitated by the Arc of Tampa Bay. Continued grant funding will also help expand program personnel to include Instructional Support Specialists who will work one-on-one with participants, and a peer mentor facilitator, who will oversee the training and participation of peer mentors. Funding also includes supplies and materials, travel to conferences for program staff, instructional materials and other supplies, peer mentor certification costs and other services.

Budget for Proposal:

(Only Major categories—This is an estimated budget description based on expected funding and services. Specific budget categories may vary as the funding amount and/or services change.)

Personnel	\$ 462,161
Fringe	\$ 218,683
Travel	\$ 9,600
Materials and Supplies	\$ 7,500
Contract Services – Training	\$ 22,650
Sub-Contract - Supported Employment	\$ 306,775
Other services	\$ 43,572
Indirect (10%)	<u>\$ 76,652</u>
Total Budget	\$1,147,593

Funding:

Total proposal budget: (includes amount requested from funder, cash and in-kind matches listed below)	\$1,147,593
Total amount from funder:	\$1,147,593

Amount/value of match: Cash: N/A
In-kind: N/A

Required match or cost sharing:	No	X	Yes
Voluntary match or cost sharing:	No	X	Yes
Source of match/cost sharing:	N/A		
Negotiated indirect cost:	N/A		
(Fixed) administrative fee:	N/A		
Software/materials:	N/A		
Equipment:	N/A		
Services:	N/A		
Staff Training:	N/A		
FTE:	N/A		
Other:	N/A		


College Values, Strategic Initiatives and Activities Addressed:

Value(s):	1. Student success
	2. Equity
Strategic Initiative(s):	1. Academic Excellence
	2. Economic Mobility

June 20, 2023

MEMORANDUM

TO: Board of Trustees, St. Petersburg College

FROM: Tonjua Williams, Ph.D., President 

SUBJECT: Florida Department of Education – Strengthening Career and Technical Education for the 21st Century Act (Perkins V)

Confirmation is sought for a grant proposal, submitted subject to Board of Trustees' approval, to the Florida Department of Education by St. Petersburg College for the Strengthening Career and Technical Education for the 21st Century Act (Perkins V) funds to continue Career and Technical Education programs. Permission is also sought to accept an estimated \$1,912,463 in funding over a one-year period for this proposal, if awarded, and enter into any amendments, extensions or agreements as necessary, within the original intent and purpose of the grant.

Perkins V funding provides for Postsecondary Career and Technical programs, allowing St. Petersburg College to provide services to students enrolled in Associate in Science degrees, Applied Technology Diplomas, College Credit Certificates and Career Certificate Programs. Specifically, the College will use grant funds to provide:

1. Services to assist special population students in identifying, enrolling and succeeding in the College's Career and Technical Education programs. Special population students include students with disabilities, students who are economically disadvantaged, single parents, English learners, individuals out of the workforce, youth who are in or have aged out of foster care, military connected families, and individuals enrolled in training non-traditional to their gender;
2. Coordination with Pinellas County Schools to develop continuous, articulated program of studies from secondary to postsecondary education including transfer to a four-year university; and
3. Staff development activities relating to improvement of Career and Technical Education programs, integrating academic and technical education, articulation of technical programs between Pinellas County Schools and SPC, and improvement of services to special population students.

The grant is in its sixteenth year, renewable July 1 of each year. The funding requested could change when final allocations are awarded by the state. Perkins funds are provided to St. Petersburg College on a formula-driven basis. The number of economically disadvantaged

students enrolled in Associate in Science Degree and Certificate programs determines the allocation. SPC applied under one category: Postsecondary Programs.

The estimated period of performance will be from July 1, 2023 through June 30, 2024. Based on the award history, SPC is anticipating an award of \$1,912,463 over the one-year period. See attached Information Summary for additional information.

Jackie Skryd, Vice President, Workforce Development & Corporate Partnerships; and Mia Conza, General Counsel recommend approval.

Attachment

**BOT INFORMATION SUMMARY
GRANTS/RESTRICTED FUNDS CONTRACTS**

Date of BOT Meeting: June 20, 2023

Funding Agency or Organization: Florida Department of Education

Name of Competition/Project: Strengthening Career & Technical Education for the 21st Century (Perkins V)

SPC Application or Sub-Contract: SPC Application

Grant/Contract Time Period: **Start:** 7/1/23 **End:** 6/30/24

Administrator: Jackie Skryd

Manager: Marie Couch

Focus of Proposal:

Under the Perkins V grant, the College applies for funding for Postsecondary Career and Technical Education Programs, which include Associate in Science degrees, Applied Technology Diplomas, College Credit Certificates, and Career Certificate Programs. This provides funding for services to assist special populations enroll in and/or complete Postsecondary Career and Technical Education programs, enhance Postsecondary Career and Technical Education programs, provide for SPC faculty to participate in training programs related to improving Postsecondary Career and Technical Education programs, integrating academic and vocational education, and cooperating with Pinellas County Schools to develop strategies for a seamless continuum of services and transition from secondary through postsecondary education.

In addition to funding staff to oversee and administer the grant activities, the award will continue to support staff working directly with students interested in or currently pursuing Career and Technical Education (CTE) programming through the purchase of related equipment, provision of tutors, support for students with accessibility needs, training for staff and faculty, learning resources and other targeted supports.

Further promoting student success, the Perkins V grant is used to purchase classroom and event supplies that promote CTE programs such as textbook lending libraries, study guides for industry certifications, program supplies, student aides, etc. With a focus on job preparedness and placement, Perkins V funding allows SPC to offer industry certification and state licensure test preparation services and testing vouchers for CTE students. Additional expenditures such as travel to workforce and pathway related conferences are also supported through Perkins V.

Budget for Proposal:

(Only Major categories—This is an estimated budget description based on expected funding and services. Specific budget categories may vary as the funding amount and/or services change.)

Personnel (Salary & Benefits)	\$ 1,389,652
Travel & Professional Development	\$ 51,000
Outreach	\$ 54,861
Materials & Supplies	\$ 63,145
Other: Industry Certification Fees & Preparation for Testing	\$ 100,000
Equipment	\$ 229,150
Vendor	\$ 6,655
Indirect	<u>\$ 18,000</u>
Total	\$ 1,912,463

Funding:

Total proposal budget: (includes amount requested from funder, cash and in-kind matches listed below)	\$ 1,912,463
Total amount from funder:	\$ 1,912,463
Amount/value of match:	Cash: N/A In-kind: N/A
Required match or cost sharing:	No <input checked="" type="checkbox"/> Yes
Voluntary match or cost sharing:	No <input checked="" type="checkbox"/> Yes
Source of match/cost sharing:	N/A
Negotiated indirect cost:	up to 5% (Total Administrative and Indirect Costs for Post-Secondary Vocational Programs category)
(Fixed) administrative fee:	N/A
Software/materials:	N/A
Equipment:	N/A
Services:	N/A
Staff Training:	N/A
FTE:	N/A
Other:	N/A


College Values, Strategic Initiatives and Activities Addressed:

Value(s):	<ol style="list-style-type: none"> 1. Student Focus 2. Academic Excellence 3. Partnerships 4. Outstanding Service
Strategic Initiative(s):	<ol style="list-style-type: none"> 1. Recruitment and Retention Plan 2. Pathways Initiative 3. Employee Professional Development

June 20, 2023

MEMORANDUM

TO: Board of Trustees St. Petersburg College

FROM: Tonjua Williams, Ph.D., President 

SUBJECT: Agreements with SHI International Corporation and Cornerstone OnDemand, Inc.—Learning Management System

Approval is sought to enter into five-year agreements with SHI International Corporation and Cornerstone OnDemand Inc. for a new learning management system to support Workforce, Community and Corporate Partnerships and Human Resources departments. As a licensed distributor of the Cornerstone platform, SHI will receive annual payments for the licensure, while Cornerstone will be responsible for the implementation and continued support of the product throughout the term of the agreements. The agreements will commence on July 1, 2023 and continue through June 30, 2028. The total cost of this system will not exceed the amount of \$1,249,662.00 over the five-year period.

Over the past five years, the services of Skillsoft (Percipio) have been used by the College’s Workforce, Community and Corporate Partnerships and Human Resources teams to provide professional development courses internally to employees and workforce education courses externally for the community. However, due to various technological advancements with SPC’s technology capabilities, as well as in the market, the College pursued a competitive process to procure a new vendor to provide these services.

After a review of several vendors, the cross-functional committee identified Cornerstone as the best platform to meet the organizational needs as it provides user management, course management, learning path creation, testing, analytics, and integration with the HR PeopleSoft system for seamless data exchange, and access to licensed course content updated on a regular basis as industry and technology frequently evolves. SPC’s student learning platform (Desire2Learn) does not provide ready-made content to meet these organizational needs.


Jackie Skryd, Vice President, Workforce Development & Corporate Partnerships; Darryl Wright-Greene, Chief Human Resources & Talent Officer; and Mia Conza, General Counsel, recommend approval.

bb050423

June 20, 2023

MEMORANDUM

TO: Board of Trustees, St. Petersburg College

FROM: Tonjua Williams, Ph.D., President 

SUBJECT: Amendment to Agreement with Zendesk, Inc.

Approval is sought to amend the College's five-year agreement with Zendesk, Inc. to add additional user licenses. Approval is also sought to purchase up to 50 additional licenses at an additional cost of up to \$263,046.58 for a total cost not to exceed \$527,000.

Zendesk provides a cloud-based customer service software platform. The platform includes a suite of tools for managing customer support, including ticketing, chat, and call center software, as well as tools for tracking customer interactions and analyzing customer data. The College entered into a five-year Master Subscription Agreement with Zendesk on April 3, 2023 to replace the College's current customer support ticketing system.


The College requires more Enterprise User Licenses for Zendesk's software and professional services than originally anticipated. The amendment to add additional licenses will be subject to the same terms and conditions covered under the Master Subscription Agreement with Zendesk. The total cost for the additional licenses will cost \$263,046.58 for a total cost to the College for the Agreement not to exceed \$527,000.

Patrick Rinard, Vice President, Information Technology; Steve Moody, Director, Technical Support Services ; and Mia Conza, General Counsel, recommend approval.

sm050523

June 20, 2023

MEMORANDUM

TO: Board of Trustees, St. Petersburg College
FROM: Tonjua Williams, Ph.D., President 
SUBJECT: Continuation of the Agreement with Vaco, LLC

Approval is sought to continue the Agreement with Vaco, LLC to provide high-level, contract-term employees in the areas of Information Technology, Human Resources, and Accounting/Finance. Approval is also sought for an expenditure amount not to exceed \$550,000.

In 2021, the College entered into an ongoing Client Services Agreement (CSA), approved through the College's internal Purchasing process to engage Vaco to provide consulting services in the areas of Information Technology, Business Services and Human Resources. These services have allowed the College to obtain the level of professional talent necessary to complete various projects and provide temporary consultants in high-level positions during the hiring process. Under the terms of the CSA, the College has entered into individual Addendums to the CSA as services are needed. To date, the expenditure associated with the CSA and signed Addendums is approximately \$270,000.

The College desires to continue its relationship with Vaco, and seeks expenditure authority under this Agreement for a total amount, including expenditures to date, not to exceed \$550,000. Should additional services be needed over and above this amount, additional approval will be sought at that time.

Janette Hunt, Vice President, Finance & Business Operations; Darryl Wright-Greene, Chief Human Resources & Talent Officer and Mia Conza, General Counsel recommend approval.

June 20, 2023

MEMORANDUM

TO: Board of Trustees, St. Petersburg College

FROM: Tonjua Williams, Ph.D., President 

SUBJECT: Microsoft Campus Agreement – Students, Staff, Faculty & Administrative

Approval is sought to extend the College’s existing agreement with Microsoft for licensing of Microsoft software and services, including Windows Operating System (OS), Office Suite, MS Azure Cloud Services and Office365 Email, for all student, faculty and staff for an additional three (3) year term. The extension will commence on September 1, 2023 and continue through August 31, 2026. The total cost of the extension will not exceed \$1,287,000 over the three-year period.

The College entered into a 3-year agreement with Microsoft on September 1, 2020, to use Microsoft Office software on any College owned computer, including work at home rights for students, faculty and staff. The agreement also allows students to run the same software at home as used in College classrooms and computer labs

The College seeks to extend its agreement with Microsoft for an additional three-year term beginning on September 1, 2023 through August 31, 2026. Based on the College’s student, staff and faculty headcounts and use of Microsoft products and services, the anticipated total expenditure will not exceed \$1,287,000 for the three-year extension term with the estimated first year commitment of \$429,000; the second-year commitment of \$429,000; and the third-year commitment of \$429,000.


The “not to exceed” amount will cover potential changes to the College’s student/staff/faculty user counts during the agreement term and changes to the count and type for other Microsoft administrative products such as Microsoft (MS) Teams Voice, MS Servers, MS Database Software and MS Azure cloud services.

Pat Rinard, Vice President Information Technology/CIO; John Goodfellow, Executive Director, IT Infrastructure; and Mia Conza, General Counsel, recommend approval.

June 20, 2023

MEMORANDUM

TO: Board of Trustees St. Petersburg College

FROM: Tonjua Williams, Ph.D., President 

SUBJECT: Agreement with Directions for Mental Health Inc. d/b/a Directions for Living – Student Mental Health Services

Approval is sought to enter into a three-year agreement with Directions for Mental Health Inc. d/b/a Directions for Living to provide mental health services to students. Directions for Living will be responsible for providing all student mental health services (including in-person and virtual counseling), urgent care services, and critical incident response and recovery services throughout the term of the agreement. The agreement will commence on July 1, 2023 and continue through June 30, 2026. The total cost of this program will not exceed the amount of \$777,231 over the three-year period.

Over the past three years, the services of Mantra Health and Wellround Provider Group have been used by the College’s Student Mental Health and Wellness Program to provide virtual counseling services to students. Additionally, for this past year, Directions for Living has been providing acute/urgent mental and behavioral health counseling and critical incident response and recovery services. However, due to various enhancements in the market of student mental health, as well as the consistent need for a more comprehensive set of services, the College pursued a Request for Information 07-22-23 to procure a new vendor to provide these services.

After a review of several vendors, the review committee identified Directions for Living as the best vendor to meet the needs of our students as they are able to provide mental health services in-person and virtually in a timely manner, access to an urgent care line available 365 days/year, critical incident response and recovery services if the College were to experience a large-scale critical incident on campus and reporting on aggregate student data.


Jamelle J. Conner, Vice President, Student Affairs; Misty Kemp, Executive Director of Retention Services; and Mia Conza, General Counsel, recommend approval.

st053023

June 20, 2023

MEMORANDUM

TO: Board of Trustees, St. Petersburg College

FROM: Tonjua Williams, Ph.D., President 

SUBJECT: Project Priority List (PPL)

Approval is sought for the review and approval of the attached College Project Priority List (PPL).

This new Project Priority List (PPL) (see attached) outlines those projects on which the College plans to expend Capital Outlay and Debt Service (CO&DS) funds or State Board of Education (SBE) bonds and is being updated to correspond with our new Five-Year Educational Plant Survey, effective June 20, 2023, and as amended. When SBE bonds are sold under this program the repayment will be made from future CO&DS allocations. The source of CO&DS funds is license tag fees.

The projects for which these funds are to be expended must appear on the approved PPL and the Five-Year Educational Plant Survey. The PPL can be modified at any time and all “A” priority projects must be completed before funds can be expended on “B” or “C” priority projects.

Janette Hunt, Vice President, Finance & Business Operations recommend approval.

Return **three copies** with original signatures as needed to:
Office of Educational Facilities
Florida Department of Education
325 West Gaines Street
1054 Turlington Building
Tallahassee, Florida 32399-0400
(850) 245-0494
Fax : (850) 245-9304

FLORIDA DEPARTMENT OF EDUCATION
Office of Educational Facilities
**REQUEST TO STATE BOARD OF EDUCATION
FOR APPROVAL OF ORDER OF PRIORITY
FOR EXPENDITURE OF STATE CAPITAL OUTLAY FUNDS
(FLORIDA COLLEGES)**

For OEF Use Only

St. Petersburg College
Florida College System Institution Name

In accordance with the provisions of Section (9)(d), Article XII, of the Constitution of the State of Florida, as amended (referred to as the School Capital Outlay Amendment, “the Amendment”), and of rules of the State Board of Education based thereon and relating to the order of priority of capital outlay projects financed from funds derived under the Amendment, approval of the State Board of Education is hereby requested for the attached project priority list of college capital outlay projects.

The District Board of Trustees of **St. Petersburg College** certifies that this list of projects and the order of priority assigned are based on (a) a survey as set forth in Section 1013.31, F.S., dated **June 20, 2023**, as amended; (b) rules of the Florida Administrative Code relating to priority of projects, as set forth in Section 2.1(5), SREF; and (c) other pertinent information relating to capital outlay needs of the college.

As said funds become available, the said Board proposes to implement these projects as nearly as practicable in the order given, subject to changes made by state law and the Florida Administrative Code.

Projects are placed in the proper category according to the following:

- I. **Completed** - Once a Certificate of Final Inspection (OEF Form 209, “certificate”) has been issued or a project not requiring a certificate has been completed, the project is placed in the “completed” category. The project will be eligible for the expenditure of state capital outlay funds during the fiscal year in which the certificate was issued or the project completed, and for one additional fiscal year thereafter, after which it should not be listed unless there are outstanding encumbrances. Completed projects are identified only by the project priority list number and date of the certificate or completion date, whichever is applicable.
- II. **Under Construction** - Once a contract or purchase order has been executed for a project, the project is placed in the “under construction” category. It remains there until the certificate is issued or the project is completed, whichever is applicable.
- III. **Planned** - While a project is in the planning stage and State Board of Education approval is being requested for the expenditure of state capital outlay funds, the project is placed in the “planned” category. It remains there until a contract or purchase order is executed for the project.
- IV. **Deleted** - When no contract or purchase order has been executed for a project at the beginning of a new five-year educational plant survey or the Board of Trustees no longer wants to construct a project, the project is placed in the “deleted” category. Deleted projects are identified only by project number.

Adopted by the District Board of Trustees of **St. Petersburg College** on **June 20, 2023**
(date)

ATTEST: _____
(President)

(See instructions on reverse.)

**REQUEST TO STATE BOARD OF EDUCATION
FOR APPROVAL OF ORDER OF PRIORITY
FOR EXPENDITURE OF STATE CAPITAL OUTLAY FUNDS**

INSTRUCTIONS FOR PROJECT PRIORITY LIST (PPL)

- A. Project categories are listed in the following order: (1) completed, (2) under construction, (3) planned, and (4) deleted. See cover sheet (Page 1 of 3) for definitions of categories.
- B. Columns contain the following information:
- Column (1): Project Number – As designated by the college. Once a project has been completed or deleted, its number cannot be reused within a five-year period.
- Column (2): Priority Rating Letter – Assigned in accordance with SREF, Section 2.1(5)(e).
- Column (3): Project Description – Including site number and name, based on one or more current educational plant survey recommendations, including custodial and sanitation facilities, as needed. The recommendations, which comprise a project, are cited verbatim from the survey report in the project description. It is helpful to include the recommendation numbers as well.
- Column (4): Estimated Cost – As figured by the college.
- C. All projects included on the PPL are paid for partially or completely by funds accruing under the provisions of Section 9(d), Article XII, of the Constitution of the State of Florida, as amended. Such funds are referred to by various terms, often used interchangeably: (a) “COBI” – capital outlay bond issue funds, (b) “CO&DS” – capital outlay and debt service funds, (c) “SBE” – State Board of Education bond funds, and (d) “SCOA” – School Capital Outlay Amendment funds.
1. Projects must be recommended by the current educational plant survey, conducted in accordance with Section 1013.31(1), F.S., and SREF, Section 3.1.
 2. Projects must have a priority rating letter, as established by SREF, Section 2.1(5)(e).
 3. All “A” priority projects, which have first priority in eligibility for expenditure of funds, as named above, must be listed before any “B” priority projects are listed. One or more “B” priority recommendation items may be included in an “A” priority project, providing the project includes a majority of “A” type facilities and is constructed under a single contract.
 4. Projects assigned a “B” priority are eligible for expenditure of funds, as named above, after all “A” projects recommended in the current survey are under contract.
 5. Exceptions to priority requirements are explained in SREF, Section 2.1(5)(d)3.
- D. Collegewide recommendations may be listed on the PPL as follows:
1. Lifesafety corrections, pursuant to SREF, Chapter 5 may be aggregated and listed as one project.
 2. Modifications for accessibility by handicapped persons, pursuant to Sections 553.501-553.513, F.S., may be aggregated and listed as one project.
 3. Replacement of roofs and membranes, pursuant to Section 423.12, Florida Building Code, may be aggregated and listed as one project.
 4. Replacement or purchase of equipment for existing facilities, pursuant to SREF, Section 2.1(5)(e)1.b., may be aggregated and listed as one project.
 5. Provision of sanitation facilities, pursuant to Section 423.16, Florida Building Code, may be aggregated and listed as one project, or may be included in individual projects.
 6. Provision of custodial facilities, pursuant to Section 423.20, Florida Building Code, may be aggregated and listed as one project, or may be included in individual projects.

**REQUEST TO STATE BOARD OF EDUCATION
FOR APPROVAL OF ORDER OF PRIORITY
FOR EXPENDITURE OF STATE CAPITAL OUTLAY FUNDS
ATTACHMENT: PROJECT PRIORITY LIST (PPL)**

College: **St. Petersburg College**

Date: **June 20, 2023**

(1) Project Number	(2) Priority Rating Letter	(3) Project Description	(4) Estimated Cost
257-A-23-2	A	Allied Health/Student Success Center, Clearwater (Planned)	\$69,000,000

Continue on additional sheets, as needed.

See instructions on page 2 of 3.

June 20, 2023

MEMORANDUM

TO: Board of Trustees, St. Petersburg College

FROM: Tonjua Williams, Ph.D., President



SUBJECT: 5-Year Educational Plant Survey 2023-2027

Approval is sought from the Board of Trustees for the attached 5-Year Educational Plant Survey for years 2023-2027, DVE 768 (Division of Career and Adult Education) and Project Priority List.

Every five years, the Board of Trustees for community colleges, colleges and universities, arranges for an Educational Plant Survey pursuant to requirements in Section 9(d) of Article XII of the State Constitution, as amended, and Section 1013.31 Florida Statutes (F.S.). The purpose of the survey is to set in place the formulation of plans for providing sites and facilities, acquiring sites, improving existing facilities and sites for educational programs, student population, faculty, administrators, staff and auxiliary and ancillary services of the college for the next 5-Year period. The process involves a systematic study and evaluation of existing educational facilities collegewide and the determination of future needs to provide appropriate facilities for accommodating educational programs and services for students.

The college's current survey expires June 30, 2023. This new survey, once approved by the State Board of Education's Office of Educational Facilities, will be in effect from July 1, 2023, through June 30, 2027. Modifications to the survey can be made at any time during the five-year period via a Spot Survey.

The findings and recommendations contained in a 5-Year Educational Plant Survey report constitute an instrument enabling the Board of Trustees to adopt long-range master plans for all educational plants and related facilities and is the basis for the development of the annual Capital Improvement Plan (CIP) as part of the college's proposed annual budget. All projects must be on the college's approved Educational Plant Survey before they can be included on the Capital Improvement Plan and before the expenditure of Public Education Capital Outlay (PECO), Facilities Enhancement Challenge Grant (FECG), Student Capital Improvement Fee (SCIF), Capital Outlay & Debt Service (CO&DS), and State Board of Education Bond (SBE Bond) monies.

Also, per Section 1013.31 (1), F.S., the Division of Career and Adult Education shall document the need for additional career and adult education programs and the continuation of existing programs

before facility construction or renovation related to career or adult education may be included in the Educational Plant Survey of the college that delivers such programs. The college's Workforce Training Center has submitted this report and it was approved by the Florida Department of Education on May 11, 2022.

The college has completed Master Planning Collegewide as a requirement of the survey and is listed as "on file" at the college per State requirements.

Janette Hunt, Vice President, Finance & Business Operations; and Mike Meigs, Associate Vice President, Accounting, Business & Financial Services; recommend approval.

EDUCATIONAL PLANT FIVE YEAR SURVEY REPORT

College: ST. PETERSBURG COLLEGE
Survey: Number 3 - Version 1
Survey Status: Active Pending



EDUCATIONAL PLANT FIVE YEAR SURVEY REPORT

College:

23-ST. PETERSBURG COLLEGE

Survey:

Survey : 3 Version : 1

Status:

Active Pending

Section 1: Survey Details

EDUCATIONAL PLANT FIVE YEAR SURVEY REPORT

College:

23-ST. PETERSBURG COLLEGE

Survey:

Survey : 3 Version : 1

Status:

Active Pending

College: ST. PETERSBURG COLLEGE
Survey: Number 3 - Version 1
Description: 5-Year Educational Survey
Survey Open Date: 5/28/2023 5:19:49 PM
Board Approval Date: 6/20/2023 4:00:00 PM
Survey Expiration Date: 6/30/2028
DVE768 Approval Date: 5/11/2022 4:00:00 PM
Contact Name: Michael Landers
Contact Phone Number: 7273417145
Contact Email: landers.michael@spcollege.edu

Survey Status	Status Time	User
Active Pending	5/28/2023 5:59:07 PM	Michael Landers

Master Plan update on file: Yes

The following local governments have received a copy of the college's educational plant survey pursuant to Chapter 1013 Florida Statutes:

EDUCATIONAL PLANT FIVE YEAR SURVEY REPORT

College:

23-ST. PETERSBURG COLLEGE

Survey:

Survey : 3 Version : 1

Status:

Active Pending

Survey Notes : None Entered

Site Notes for: EPICENTER

EDUCATIONAL PLANT FIVE YEAR SURVEY REPORT

College:

23-ST. PETERSBURG COLLEGE

Survey:

Survey : 3 Version : 1

Status:

Active Pending

Section 2: Survey Cost Summary

EDUCATIONAL PLANT FIVE YEAR SURVEY REPORT

College:

23-ST. PETERSBURG COLLEGE

Survey:

Survey : 3 Version : 1

Status:

Active Pending

RECOMMENDATIONS FOR EDUCATIONAL PLANTS**ST. PETERSBURG COLLEGE****Survey : 3 Version : 1****Date : 6/12/2023 12:49:42 PM**

The educational plant survey is a systematic study of present educational and ancillary plants and the determination of future needs. The survey is not directly concerned with the instructional program but the relationship of educational plants to the instructional program is such that judgments regarding the instructional program are necessarily a part of an educational plant survey.

The construction, remodeling, and renovation of educational facilities is a major undertaking. The educational plant survey aids in formulating plans for housing the educational activities of students and staff of the community college for the next several years and the survey considers the local comprehensive plan in its forecast strategies. This plan represents a careful study of all available data regarding the status of educational and ancillary facilities in relation to capital outlay full-time equivalency (COFTE) student membership and the projected changes in COFTE student membership. The intent of this educational plant survey is to ensure the thoughtful, orderly development of a program for providing educational and ancillary plants to house the educational and academic support activities of the college.

The recommendations in this educational plant survey furnish the foundation for a five-year plan for educational plants adopted by the Board of Trustees in accordance with §1013.31, Florida Statutes. Similarly, the recommendations serve as the basis for the proposed building program with projects listed in the order of priority submitted pursuant to State Requirements for Educational Facilities §2.1(5).

Educational plant survey cost estimates are determined based on cost factors that are 31 months (January, the midway point of the five-year survey period) from the official beginning of the survey period, which is July 1 of the first full year of the survey. The cost per square foot for new construction, remodeling, and renovation is based on actual statewide average construction cost data with a cost index increase applied to use the mid-point of the survey costs for planning purposes. The cost estimate process applies uniformly to all surveys in all colleges so that consistent planning can be made on a statewide basis.

Cost estimates for educational plant survey recommendations provide a general idea of anticipated costs and should not be interpreted as accurate estimates for particular projects. When educational plant survey recommendations become specific projects, professionals who can estimate the actual project costs based on current construction information must prepare the estimates.

The following table is a summary of square foot rates and cost estimates for the community college educational plant survey recommendations:

Recommendation Category	Cost per Square Foot	Estimated Cost
New Construction	650.00	96,267,000.00
Remodeling	450.00	51,907,946.00
Renovation	300.00	0.00
Site Recommendations		52,576,641.00
Estimated Total Survey Recommendation Cost		200,751,587.00

In addition, the educational plant survey provides six standard recommendations for college-wide application, as needed. The standard survey recommendations address general categories of physical plant needs that are likely to occur over time. No cost estimates are included for the standard survey recommendations.

College:

23-ST. PETERSBURG COLLEGE

Survey:

Survey : 3 Version : 1

Status:

Active Pending

Section 3: Expenditures By Project Type

EDUCATIONAL PLANT FIVE YEAR SURVEY REPORT

College:

23-ST. PETERSBURG COLLEGE

Survey:

Survey : 3 Version : 1

Status:

Active Pending

FUND EXPENDITURES BY PROJECT TYPE

Site : EPICENTER

Site Number : 1

Fund Name	2023 - 2024	2024 - 2025	2025 - 2026	2026 - 2027	2027 - 2028	5 Year Total
Planning	0	0	0	0	0	0
Land Acquisition	0	0	0	0	0	0
Building Construction	0	0	0	0	0	0
Furniture And Equipment	0	0	0	0	0	0
Remodeling, Renovation, Maintenance And Repair	5,232,000	4,374,900	0	0	0	9,606,900
Other Structures & Improvements	0	0	0	0	0	0
Library Books And Films	0	0	0	0	0	0
Grand Total :	5,232,000	4,374,900	0	0	0	9,606,900

Site : CLEARWATER CAMPUS

Site Number : 2

Fund Name	2023 - 2024	2024 - 2025	2025 - 2026	2026 - 2027	2027 - 2028	5 Year Total
Planning	0	0	0	0	0	0
Land Acquisition	0	0	0	0	0	0
Building Construction	0	69,000,000	0	0	0	69,000,000
Furniture And Equipment	0	0	0	0	0	0
Remodeling, Renovation, Maintenance And Repair	7,485,000	24,032,222	0	0	0	31,517,222
Other Structures & Improvements	0	0	0	0	0	0
Library Books And Films	0	0	0	0	0	0
Grand Total :	7,485,000	93,032,222	0	0	0	100,517,222

Site : ST PETERSBURG/GIBBS

Site Number : 3

Fund Name	2023 - 2024	2024 - 2025	2025 - 2026	2026 - 2027	2027 - 2028	5 Year Total
Planning	0	0	0	0	0	0
Land Acquisition	0	0	0	0	0	0
Building Construction	0	0	0	0	0	0
Furniture And Equipment	0	0	0	0	0	0
Remodeling, Renovation,	7,660,000	0	14,032,000	0	0	21,692,000

EDUCATIONAL PLANT FIVE YEAR SURVEY REPORT

College:

23-ST. PETERSBURG COLLEGE

Survey:

Survey : 3 Version : 1

Status:

Active Pending

Maintenance And Repair						
Other Structures & Improvements	0	0	0	0	0	0
Library Books And Films	0	0	0	0	0	0
Grand Total :	7,660,000	0	14,032,000	0	0	21,692,000

Site : SEMINOLE CAMPUS

Site Number : 4

Fund Name	2023 - 2024	2024 - 2025	2025 - 2026	2026 - 2027	2027 - 2028	5 Year Total
Planning	0	0	0	0	0	0
Land Acquisition	0	0	0	0	0	0
Building Construction	0	5,512,000	0	0	0	5,512,000
Furniture And Equipment	0	0	0	0	0	0
Remodeling, Renovation, Maintenance And Repair	4,201,000	0	4,225,500	0	0	8,426,500
Other Structures & Improvements	0	0	0	0	0	0
Library Books And Films	0	0	0	0	0	0
Grand Total :	4,201,000	5,512,000	4,225,500	0	0	13,938,500

Site : TARPON SPRINGS CAMPUS

Site Number : 5

Fund Name	2023 - 2024	2024 - 2025	2025 - 2026	2026 - 2027	2027 - 2028	5 Year Total
Planning	0	0	0	0	0	0
Land Acquisition	0	0	0	0	0	0
Building Construction	0	0	21,755,000	0	0	21,755,000
Furniture And Equipment	0	0	0	0	0	0
Remodeling, Renovation, Maintenance And Repair	10,900,000	0	12,273,324	0	0	23,173,324
Other Structures & Improvements	0	0	0	0	0	0
Library Books And Films	0	0	0	0	0	0
Grand Total :	10,900,000	0	34,028,324	0	0	44,928,324

Site : BAY PINES CENTER

Site Number : 6

Fund Name	2023 - 2024	2024 - 2025	2025 - 2026	2026 - 2027	2027 - 2028	5 Year Total
Planning	0	0	0	0	0	0
Land Acquisition	0	0	0	0	0	0

EDUCATIONAL PLANT FIVE YEAR SURVEY REPORT

College:

23-ST. PETERSBURG COLLEGE

Survey:

Survey : 3 Version : 1

Status:

Active Pending

Building Construction	0	0	0	0	0	0
Furniture And Equipment	0	0	0	0	0	0
Remodeling, Renovation, Maintenance And Repair	0	0	0	0	0	0
Other Structures & Improvements	0	0	0	0	0	0
Library Books And Films	0	0	0	0	0	0
Grand Total :	0	0	0	0	0	0

Site : HEALTH EDUCATION CEN

Site Number : 8

Fund Name	2023 - 2024	2024 - 2025	2025 - 2026	2026 - 2027	2027 - 2028	5 Year Total
Planning	0	0	0	0	0	0
Land Acquisition	0	0	0	0	0	0
Building Construction	0	0	0	0	0	0
Furniture And Equipment	0	0	0	0	0	0
Remodeling, Renovation, Maintenance And Repair	547,141	0	0	0	0	547,141
Other Structures & Improvements	0	0	0	0	0	0
Library Books And Films	0	0	0	0	0	0
Grand Total :	547,141	0	0	0	0	547,141

Site : ALLSTATE CENTER

Site Number : 9

Fund Name	2023 - 2024	2024 - 2025	2025 - 2026	2026 - 2027	2027 - 2028	5 Year Total
Planning	0	0	0	0	0	0
Land Acquisition	0	0	0	0	0	0
Building Construction	0	0	0	0	0	0
Furniture And Equipment	0	0	0	0	0	0
Remodeling, Renovation, Maintenance And Repair	3,976,500	0	0	0	0	3,976,500
Other Structures & Improvements	0	0	0	0	0	0
Library Books And Films	0	0	0	0	0	0
Grand Total :	3,976,500	0	0	0	0	3,976,500

Site : DOWNTOWN CENTER

EDUCATIONAL PLANT FIVE YEAR SURVEY REPORT

College:

23-ST. PETERSBURG COLLEGE

Survey:

Survey : 3 Version : 1

Status:

Active Pending

Site Number : 15

Fund Name	2023 - 2024	2024 - 2025	2025 - 2026	2026 - 2027	2027 - 2028	5 Year Total
Planning	0	0	0	0	0	0
Land Acquisition	0	0	0	0	0	0
Building Construction	0	0	0	0	0	0
Furniture And Equipment	0	0	0	0	0	0
Remodeling, Renovation, Maintenance And Repair	4,065,000	0	0	0	0	4,065,000
Other Structures & Improvements	0	0	0	0	0	0
Library Books And Films	0	0	0	0	0	0
Grand Total :	4,065,000	0	0	0	0	4,065,000

Site : MIDTOWN CENTER

Site Number : 16

Fund Name	2023 - 2024	2024 - 2025	2025 - 2026	2026 - 2027	2027 - 2028	5 Year Total
Planning	0	0	0	0	0	0
Land Acquisition	0	0	0	0	0	0
Building Construction	0	0	0	0	0	0
Furniture And Equipment	0	0	0	0	0	0
Remodeling, Renovation, Maintenance And Repair	6,310,000	0	0	1,080,000	0	7,390,000
Other Structures & Improvements	0	0	0	0	0	0
Library Books And Films	0	0	0	0	0	0
Grand Total :	6,310,000	0	0	1,080,000	0	7,390,000

Site : FIRE TRAINING CENTER

Site Number : 17

Fund Name	2023 - 2024	2024 - 2025	2025 - 2026	2026 - 2027	2027 - 2028	5 Year Total
Planning	0	0	0	0	0	0
Land Acquisition	0	0	0	0	0	0
Building Construction	0	0	0	0	0	0
Furniture And Equipment	0	0	0	0	0	0
Remodeling, Renovation, Maintenance And Repair	1,750,000	0	0	0	0	1,750,000

EDUCATIONAL PLANT FIVE YEAR SURVEY REPORT

College:

23-ST. PETERSBURG COLLEGE

Survey:

Survey : 3 Version : 1

Status:

Active Pending

Other Structures & Improvements	0	0	0	0	0	0
Library Books And Films	0	0	0	0	0	0

Grand Total : 1,750,000 0 0 0 0 1,750,000

Site : VETERINARY TECHNOLOG

Site Number : 18

Fund Name	2023 - 2024	2024 - 2025	2025 - 2026	2026 - 2027	2027 - 2028	5 Year Total
Planning	0	0	0	0	0	0
Land Acquisition	0	0	0	0	0	0
Building Construction	0	0	0	0	0	0
Furniture And Equipment	0	0	0	0	0	0
Remodeling, Renovation, Maintenance And Repair	0	0	0	0	0	0
Other Structures & Improvements	0	0	0	0	0	0
Library Books And Films	0	0	0	0	0	0

Grand Total : 0 0 0 0 0 0

Report Run : 6/12/2023 12:47:17 PM

EDUCATIONAL PLANT FIVE YEAR SURVEY REPORT

College:

23-ST. PETERSBURG COLLEGE

Survey:

Survey : 3 Version : 1

Status:

Active Pending

College:

23-ST. PETERSBURG COLLEGE

Survey:

Survey : 3 Version : 1

Status:

Active Pending

Section 4: Expenditures By Fund Source

EDUCATIONAL PLANT FIVE YEAR SURVEY REPORT

College:

23-ST. PETERSBURG COLLEGE

Survey:

Survey : 3 Version : 1

Status:

Active Pending

FUND EXPENDITURES BY FUND SOURCE

Site : EPICENTER

Site Number : 1

Fund Name	2023 - 2024	2024 - 2025	2025 - 2026	2026 - 2027	2027 - 2028	5 Year Total
Revenue Flowthrough And Interest	0	0	0	0	0	0
Bond Proceeds, SBE Capital Outlay Bonds	0	0	0	0	0	0
State General Revenue	0	0	0	0	0	0
Remodeling/Renovation, Maint./Repair, and Site Improvement	5,232,000	4,374,900	0	0	0	9,606,900
Removal Of Asbestos	0	0	0	0	0	0
New Construction	0	0	0	0	0	0
Library, Books and Films	0	0	0	0	0	0
Correction Of Fire Safety Deficiencies	0	0	0	0	0	0
Modification For Physically Handicapped	0	0	0	0	0	0
Correction of Safety-To-Life Deficiencies	0	0	0	0	0	0
Local Funds	0	0	0	0	0	0
Student Capital Fee	0	0	0	0	0	0
Grand Total :	5,232,000	4,374,900	0	0	0	9,606,900

Site : CLEARWATER CAMPUS

Site Number : 2

Fund Name	2023 - 2024	2024 - 2025	2025 - 2026	2026 - 2027	2027 - 2028	5 Year Total
Revenue Flowthrough And Interest	0	0	0	0	0	0
Bond Proceeds, SBE Capital Outlay Bonds	0	0	0	0	0	0
State General Revenue	0	0	0	0	0	0
Remodeling/Renovation, Maint./Repair, and Site Improvement	7,485,000	24,032,222	0	0	0	31,517,222
Removal Of Asbestos	0	0	0	0	0	0
New Construction	0	69,000,000	0	0	0	69,000,000
Library, Books and Films	0	0	0	0	0	0
Correction Of Fire Safety Deficiencies	0	0	0	0	0	0
Modification For Physically Handicapped	0	0	0	0	0	0
Correction of Safety-To-Life Deficiencies	0	0	0	0	0	0
Local Funds	0	0	0	0	0	0

EDUCATIONAL PLANT FIVE YEAR SURVEY REPORT

College:

23-ST. PETERSBURG COLLEGE

Survey:

Survey : 3 Version : 1

Status:

Active Pending

Student Capital Fee	0	0	0	0	0	0
---------------------	---	---	---	---	---	---

Grand Total : 7,485,000 93,032,222 0 0 0 100,517,222

Site : ST PETERSBURG/GIBBS

Site Number : 3

Fund Name	2023 - 2024	2024 - 2025	2025 - 2026	2026 - 2027	2027 - 2028	5 Year Total
Revenue Flowthrough And Interest	0	0	0	0	0	0
Bond Proceeds, SBE Capital Outlay Bonds	0	0	0	0	0	0
State General Revenue	0	0	0	0	0	0
Remodeling/Renovation, Maint./Repair, and Site Improvement	7,660,000	0	14,032,000	0	0	21,692,000
Removal Of Asbestos	0	0	0	0	0	0
New Construction	0	0	0	0	0	0
Library, Books and Films	0	0	0	0	0	0
Correction Of Fire Safety Deficiencies	0	0	0	0	0	0
Modification For Physically Handicapped	0	0	0	0	0	0
Correction of Safety-To-Life Deficiencies	0	0	0	0	0	0
Local Funds	0	0	0	0	0	0
Student Capital Fee	0	0	0	0	0	0

Grand Total : 7,660,000 0 14,032,000 0 0 21,692,000

Site : SEMINOLE CAMPUS

Site Number : 4

Fund Name	2023 - 2024	2024 - 2025	2025 - 2026	2026 - 2027	2027 - 2028	5 Year Total
Revenue Flowthrough And Interest	0	0	0	0	0	0
Bond Proceeds, SBE Capital Outlay Bonds	0	0	0	0	0	0
State General Revenue	0	0	0	0	0	0
Remodeling/Renovation, Maint./Repair, and Site Improvement	4,201,000	0	4,225,500	0	0	8,426,500
Removal Of Asbestos	0	0	0	0	0	0
New Construction	0	5,512,000	0	0	0	5,512,000
Library, Books and Films	0	0	0	0	0	0
Correction Of Fire Safety Deficiencies	0	0	0	0	0	0
Modification For Physically Handicapped	0	0	0	0	0	0
Correction of Safety-To-Life Deficiencies	0	0	0	0	0	0

EDUCATIONAL PLANT FIVE YEAR SURVEY REPORT

College:

23-ST. PETERSBURG COLLEGE

Survey:

Survey : 3 Version : 1

Status:

Active Pending

Local Funds	0	0	0	0	0	0
Student Capital Fee	0	0	0	0	0	0
Grand Total :	4,201,000	5,512,000	4,225,500	0	0	13,938,500

Site : TARPON SPRINGS CAMPUS

Site Number : 5

Fund Name	2023 - 2024	2024 - 2025	2025 - 2026	2026 - 2027	2027 - 2028	5 Year Total
Revenue Flowthrough And Interest	0	0	0	0	0	0
Bond Proceeds, SBE Capital Outlay Bonds	0	0	0	0	0	0
State General Revenue	0	0	0	0	0	0
Remodeling/Renovation, Maint./Repair, and Site Improvement	10,900,000	0	12,273,324	0	0	23,173,324
Removal Of Asbestos	0	0	0	0	0	0
New Construction	0	0	21,755,000	0	0	21,755,000
Library, Books and Films	0	0	0	0	0	0
Correction Of Fire Safety Deficiencies	0	0	0	0	0	0
Modification For Physically Handicapped	0	0	0	0	0	0
Correction of Safety-To-Life Deficiencies	0	0	0	0	0	0
Local Funds	0	0	0	0	0	0
Student Capital Fee	0	0	0	0	0	0
Grand Total :	10,900,000	0	34,028,324	0	0	44,928,324

Site : BAY PINES CENTER

Site Number : 6

Fund Name	2023 - 2024	2024 - 2025	2025 - 2026	2026 - 2027	2027 - 2028	5 Year Total
Revenue Flowthrough And Interest	0	0	0	0	0	0
Bond Proceeds, SBE Capital Outlay Bonds	0	0	0	0	0	0
State General Revenue	0	0	0	0	0	0
Remodeling/Renovation, Maint./Repair, and Site Improvement	0	0	0	0	0	0
Removal Of Asbestos	0	0	0	0	0	0
New Construction	0	0	0	0	0	0
Library, Books and Films	0	0	0	0	0	0
Correction Of Fire Safety Deficiencies	0	0	0	0	0	0
Modification For Physically Handicapped	0	0	0	0	0	0

EDUCATIONAL PLANT FIVE YEAR SURVEY REPORT

College:

23-ST. PETERSBURG COLLEGE

Survey:

Survey : 3 Version : 1

Status:

Active Pending

Correction of Safety-To-Life Deficiencies	0	0	0	0	0	0
Local Funds	0	0	0	0	0	0
Student Capital Fee	0	0	0	0	0	0
Grand Total :	0	0	0	0	0	0

Site : HEALTH EDUCATION CEN

Site Number : 8

Fund Name	2023 - 2024	2024 - 2025	2025 - 2026	2026 - 2027	2027 - 2028	5 Year Total
Revenue Flowthrough And Interest	0	0	0	0	0	0
Bond Proceeds, SBE Capital Outlay Bonds	0	0	0	0	0	0
State General Revenue	0	0	0	0	0	0
Remodeling/Renovation, Maint./Repair, and Site Improvement	547,141	0	0	0	0	547,141
Removal Of Asbestos	0	0	0	0	0	0
New Construction	0	0	0	0	0	0
Library, Books and Films	0	0	0	0	0	0
Correction Of Fire Safety Deficiencies	0	0	0	0	0	0
Modification For Physically Handicapped	0	0	0	0	0	0
Correction of Safety-To-Life Deficiencies	0	0	0	0	0	0
Local Funds	0	0	0	0	0	0
Student Capital Fee	0	0	0	0	0	0
Grand Total :	547,141	0	0	0	0	547,141

Site : ALLSTATE CENTER

Site Number : 9

Fund Name	2023 - 2024	2024 - 2025	2025 - 2026	2026 - 2027	2027 - 2028	5 Year Total
Revenue Flowthrough And Interest	0	0	0	0	0	0
Bond Proceeds, SBE Capital Outlay Bonds	0	0	0	0	0	0
State General Revenue	0	0	0	0	0	0
Remodeling/Renovation, Maint./Repair, and Site Improvement	3,976,500	0	0	0	0	3,976,500
Removal Of Asbestos	0	0	0	0	0	0
New Construction	0	0	0	0	0	0
Library, Books and Films	0	0	0	0	0	0
Correction Of Fire Safety Deficiencies	0	0	0	0	0	0

EDUCATIONAL PLANT FIVE YEAR SURVEY REPORT

College:

23-ST. PETERSBURG COLLEGE

Survey:

Survey : 3 Version : 1

Status:

Active Pending

Modification For Physically Handicapped	0	0	0	0	0	0
Correction of Safety-To-Life Deficiencies	0	0	0	0	0	0
Local Funds	0	0	0	0	0	0
Student Capital Fee	0	0	0	0	0	0

Grand Total : 3,976,500 0 0 0 0 3,976,500

Site : DOWNTOWN CENTER

Site Number : 15

Fund Name	2023 - 2024	2024 - 2025	2025 - 2026	2026 - 2027	2027 - 2028	5 Year Total
Revenue Flowthrough And Interest	0	0	0	0	0	0
Bond Proceeds, SBE Capital Outlay Bonds	0	0	0	0	0	0
State General Revenue	0	0	0	0	0	0
Remodeling/Renovation, Maint./Repair, and Site Improvement	4,065,000	0	0	0	0	4,065,000
Removal Of Asbestos	0	0	0	0	0	0
New Construction	0	0	0	0	0	0
Library, Books and Films	0	0	0	0	0	0
Correction Of Fire Safety Deficiencies	0	0	0	0	0	0
Modification For Physically Handicapped	0	0	0	0	0	0
Correction of Safety-To-Life Deficiencies	0	0	0	0	0	0
Local Funds	0	0	0	0	0	0
Student Capital Fee	0	0	0	0	0	0

Grand Total : 4,065,000 0 0 0 0 4,065,000

Site : MIDTOWN CENTER

Site Number : 16

Fund Name	2023 - 2024	2024 - 2025	2025 - 2026	2026 - 2027	2027 - 2028	5 Year Total
Revenue Flowthrough And Interest	0	0	0	0	0	0
Bond Proceeds, SBE Capital Outlay Bonds	0	0	0	0	0	0
State General Revenue	0	0	0	0	0	0
Remodeling/Renovation, Maint./Repair, and Site Improvement	6,310,000	0	0	1,080,000	0	7,390,000
Removal Of Asbestos	0	0	0	0	0	0
New Construction	0	0	0	0	0	0
Library, Books and Films	0	0	0	0	0	0

EDUCATIONAL PLANT FIVE YEAR SURVEY REPORT

College:

23-ST. PETERSBURG COLLEGE

Survey:

Survey : 3 Version : 1

Status:

Active Pending

Correction Of Fire Safety Deficiencies	0	0	0	0	0	0
Modification For Physically Handicapped	0	0	0	0	0	0
Correction of Safety-To-Life Deficiencies	0	0	0	0	0	0
Local Funds	0	0	0	0	0	0
Student Capital Fee	0	0	0	0	0	0
Grand Total :	6,310,000	0	0	1,080,000	0	7,390,000

Site : FIRE TRAINING CENTER

Site Number : 17

Fund Name	2023 - 2024	2024 - 2025	2025 - 2026	2026 - 2027	2027 - 2028	5 Year Total
Revenue Flowthrough And Interest	0	0	0	0	0	0
Bond Proceeds, SBE Capital Outlay Bonds	0	0	0	0	0	0
State General Revenue	0	0	0	0	0	0
Remodeling/Renovation, Maint./Repair, and Site Improvement	1,750,000	0	0	0	0	1,750,000
Removal Of Asbestos	0	0	0	0	0	0
New Construction	0	0	0	0	0	0
Library, Books and Films	0	0	0	0	0	0
Correction Of Fire Safety Deficiencies	0	0	0	0	0	0
Modification For Physically Handicapped	0	0	0	0	0	0
Correction of Safety-To-Life Deficiencies	0	0	0	0	0	0
Local Funds	0	0	0	0	0	0
Student Capital Fee	0	0	0	0	0	0
Grand Total :	1,750,000	0	0	0	0	1,750,000

Site : VETERINARY TECHNOLOG

Site Number : 18

Fund Name	2023 - 2024	2024 - 2025	2025 - 2026	2026 - 2027	2027 - 2028	5 Year Total
Revenue Flowthrough And Interest	0	0	0	0	0	0
Bond Proceeds, SBE Capital Outlay Bonds	0	0	0	0	0	0
State General Revenue	0	0	0	0	0	0
Remodeling/Renovation, Maint./Repair, and Site Improvement	0	0	0	0	0	0
Removal Of Asbestos	0	0	0	0	0	0
New Construction	0	0	0	0	0	0

EDUCATIONAL PLANT FIVE YEAR SURVEY REPORT

College:

23-ST. PETERSBURG COLLEGE

Survey:

Survey : 3 Version : 1

Status:

Active Pending

Library, Books and Films	0	0	0	0	0	0
Correction Of Fire Safety Deficiencies	0	0	0	0	0	0
Modification For Physically Handicapped	0	0	0	0	0	0
Correction of Safety-To-Life Deficiencies	0	0	0	0	0	0
Local Funds	0	0	0	0	0	0
Student Capital Fee	0	0	0	0	0	0
Grand Total :	0	0	0	0	0	0

Report Run : 6/12/2023 12:47:17 PM

EDUCATIONAL PLANT FIVE YEAR SURVEY REPORT

College:

23-ST. PETERSBURG COLLEGE

Survey:

Survey : 3 Version : 1

Status:

Active Pending

EDUCATIONAL PLANT FIVE YEAR SURVEY REPORT

College:

23-ST. PETERSBURG COLLEGE

Survey:

Survey : 3 Version : 1

Status:

Active Pending

Section 5: Capital Outlay Bonds

EDUCATIONAL PLANT FIVE YEAR SURVEY REPORT

College:

23-ST. PETERSBURG COLLEGE

Survey:

Survey : 3 Version : 1

Status:

Active Pending

Schedule of State Board of Education Bond Issues and Debt Requirements

Year	Name Of Issue	Series Of Issue	Amount Of Issue	Unretired Principle 7/1/2023	Debt Service Obligation 7/1/2023 Thru 6/30/2028	Unretired Principle 7/1/2028
2018	2018A	A	10,100,000	5,085,000	5,736,000	5,085,000
2020	2020A	A	1,093,000	813,000	701,050	550,000
2022	2021A	A	3,695,000	3,025,000	2,611,250	2,050,000
Totals:			14,888,000	8,923,000	9,048,300	7,685,000

EDUCATIONAL PLANT FIVE YEAR SURVEY REPORT

College:

23-ST. PETERSBURG COLLEGE

Survey:

Survey : 3 Version : 1

Status:

Active Pending

Section 6: COFTE Projections

EDUCATIONAL PLANT FIVE YEAR SURVEY REPORT

College:

23-ST. PETERSBURG COLLEGE

Survey:

Survey : 3 Version : 1

Status:

Active Pending

COFTE REPORT

COLLEGE : ST. PETERSBURG COLLEGE**CAMPUS :** EPICENTER**SURVEY :** 3 **Version :** 1

ITEM	2022 - 2023	2023 - 2024	2024 - 2025	2025 - 2026	2026 - 2027	2027 - 2028
NON-VOCATIONAL FTE						
Annual FTE :	625	625	623	625	626	629
+/- FTE :	0	0	0	0	0	0
Adjusted Annual FTE:	625	625	623	625	626	629
VOCATIONAL FTE						
Annual FTE:	199	198	199	203	205	207
+/- FTE:	0	0	0	0	0	0
Adjusted Annual FTE:	199	198	199	203	205	207
TOTAL CAPITAL OUTLAY FTE PROJECTIONS:	824	823	822	828	831	836

EDUCATIONAL PLANT FIVE YEAR SURVEY REPORT

College:

23-ST. PETERSBURG COLLEGE

Survey:

Survey : 3 Version : 1

Status:

Active Pending

COFTE REPORT

COLLEGE : ST. PETERSBURG COLLEGE**CAMPUS :** DOWNTOWN CENTER**SURVEY :** 3 **Version :** 1

ITEM	2022 - 2023	2023 - 2024	2024 - 2025	2025 - 2026	2026 - 2027	2027 - 2028
NON-VOCATIONAL FTE						
Annual FTE :	263	261	260	261	262	263
+/- FTE :	0	0	0	0	0	0
Adjusted Annual FTE:	263	261	260	261	262	263
VOCATIONAL FTE						
Annual FTE:	60	59	60	60	62	62
+/- FTE:	0	0	0	0	0	0
Adjusted Annual FTE:	60	59	60	60	62	62
TOTAL CAPITAL OUTLAY FTE PROJECTIONS:	323	320	320	321	324	325

EDUCATIONAL PLANT FIVE YEAR SURVEY REPORT

College:

23-ST. PETERSBURG COLLEGE

Survey:

Survey : 3 Version : 1

Status:

Active Pending

COFTE REPORT

COLLEGE : ST. PETERSBURG COLLEGE**CAMPUS :** MIDTOWN CENTER**SURVEY :** 3 **Version :** 1

ITEM	2022 - 2023	2023 - 2024	2024 - 2025	2025 - 2026	2026 - 2027	2027 - 2028
NON-VOCATIONAL FTE						
Annual FTE :	115	116	115	114	115	114
+/- FTE :	0	0	0	0	0	0
Adjusted Annual FTE:	115	116	115	114	115	114
VOCATIONAL FTE						
Annual FTE:	273	271	274	278	281	282
+/- FTE:	0	0	0	0	0	0
Adjusted Annual FTE:	273	271	274	278	281	282
TOTAL CAPITAL OUTLAY FTE PROJECTIONS:	388	387	389	392	396	396

EDUCATIONAL PLANT FIVE YEAR SURVEY REPORT

College:

23-ST. PETERSBURG COLLEGE

Survey:

Survey : 3 Version : 1

Status:

Active Pending

COFTE REPORT

COLLEGE : ST. PETERSBURG COLLEGE**CAMPUS :** FIRE TRAINING CENTER**SURVEY :** 3 **Version :** 1

ITEM	2022 - 2023	2023 - 2024	2024 - 2025	2025 - 2026	2026 - 2027	2027 - 2028
NON-VOCATIONAL FTE						
Annual FTE :	0	0	0	0	0	0
+/- FTE :	0	0	0	0	0	0
Adjusted Annual FTE:	0	0	0	0	0	0
VOCATIONAL FTE						
Annual FTE:	0	0	0	0	0	0
+/- FTE:	0	0	0	0	0	0
Adjusted Annual FTE:	0	0	0	0	0	0
TOTAL CAPITAL OUTLAY FTE PROJECTIONS:	0	0	0	0	0	0

EDUCATIONAL PLANT FIVE YEAR SURVEY REPORT

College:

23-ST. PETERSBURG COLLEGE

Survey:

Survey : 3 Version : 1

Status:

Active Pending

COFTE REPORT

COLLEGE : ST. PETERSBURG COLLEGE**CAMPUS :** VETERINARY TECHNOLOG**SURVEY :** 3 **Version :** 1

ITEM	2022 - 2023	2023 - 2024	2024 - 2025	2025 - 2026	2026 - 2027	2027 - 2028
NON-VOCATIONAL FTE						
Annual FTE :	0	0	0	0	0	0
+/- FTE :	0	0	0	0	0	0
Adjusted Annual FTE:	0	0	0	0	0	0
VOCATIONAL FTE						
Annual FTE:	175	174	176	178	180	180
+/- FTE:	0	0	0	0	0	0
Adjusted Annual FTE:	175	174	176	178	180	180
TOTAL CAPITAL OUTLAY FTE PROJECTIONS:	175	174	176	178	180	180

EDUCATIONAL PLANT FIVE YEAR SURVEY REPORT

College:

23-ST. PETERSBURG COLLEGE

Survey:

Survey : 3 Version : 1

Status:

Active Pending

COFTE REPORT

COLLEGE : ST. PETERSBURG COLLEGE**CAMPUS :** CLEARWATER CAMPUS**SURVEY :** 3 **Version :** 1

ITEM	2022 - 2023	2023 - 2024	2024 - 2025	2025 - 2026	2026 - 2027	2027 - 2028
NON-VOCATIONAL FTE						
Annual FTE :	2,183	2,181	2,174	2,177	2,180	2,190
+/- FTE :	0	0	0	0	0	0
Adjusted Annual FTE:	2,183	2,181	2,174	2,177	2,180	2,190
VOCATIONAL FTE						
Annual FTE:	803	798	808	818	828	830
+/- FTE:	0	0	0	0	0	0
Adjusted Annual FTE:	803	798	808	818	828	830
TOTAL CAPITAL OUTLAY FTE PROJECTIONS:	2,986	2,979	2,982	2,995	3,008	3,020

EDUCATIONAL PLANT FIVE YEAR SURVEY REPORT

College:

23-ST. PETERSBURG COLLEGE

Survey:

Survey : 3 Version : 1

Status:

Active Pending

COFTE REPORT

COLLEGE : ST. PETERSBURG COLLEGE**CAMPUS :** ST PETERSBURG/GIBBS**SURVEY :** 3 **Version :** 1

ITEM	2022 - 2023	2023 - 2024	2024 - 2025	2025 - 2026	2026 - 2027	2027 - 2028
NON-VOCATIONAL FTE						
Annual FTE :	1,806	1,798	1,789	1,790	1,794	1,801
+/- FTE :	0	0	0	0	0	0
Adjusted Annual FTE:	1,806	1,798	1,789	1,790	1,794	1,801
VOCATIONAL FTE						
Annual FTE:	932	926	937	949	961	964
+/- FTE:	0	0	0	0	0	0
Adjusted Annual FTE:	932	926	937	949	961	964
TOTAL CAPITAL OUTLAY FTE PROJECTIONS:	2,738	2,724	2,726	2,739	2,755	2,765

EDUCATIONAL PLANT FIVE YEAR SURVEY REPORT

College:

23-ST. PETERSBURG COLLEGE

Survey:

Survey : 3 Version : 1

Status:

Active Pending

COFTE REPORT

COLLEGE : ST. PETERSBURG COLLEGE

CAMPUS : SEMINOLE CAMPUS

SURVEY : 3 **Version :** 1

ITEM	2022 - 2023	2023 - 2024	2024 - 2025	2025 - 2026	2026 - 2027	2027 - 2028
NON-VOCATIONAL FTE						
Annual FTE :	3,142	3,133	3,121	3,124	3,134	3,147
+/- FTE :	0	0	0	0	0	0
Adjusted Annual FTE:	3,142	3,133	3,121	3,124	3,134	3,147
VOCATIONAL FTE						
Annual FTE:	452	449	454	460	467	468
+/- FTE:	0	0	0	0	0	0
Adjusted Annual FTE:	452	449	454	460	467	468
TOTAL CAPITAL OUTLAY FTE PROJECTIONS:	3,594	3,582	3,575	3,584	3,601	3,615

EDUCATIONAL PLANT FIVE YEAR SURVEY REPORT

College:

23-ST. PETERSBURG COLLEGE

Survey:

Survey : 3 Version : 1

Status:

Active Pending

COFTE REPORT

COLLEGE : ST. PETERSBURG COLLEGE**CAMPUS :** TARPON SPRINGS CAMPU**SURVEY :** 3 **Version :** 1

ITEM	2022 - 2023	2023 - 2024	2024 - 2025	2025 - 2026	2026 - 2027	2027 - 2028
NON-VOCATIONAL FTE						
Annual FTE :	1,734	1,730	1,724	1,725	1,728	1,736
+/- FTE :	0	0	0	0	0	0
Adjusted Annual FTE:	1,734	1,730	1,724	1,725	1,728	1,736
VOCATIONAL FTE						
Annual FTE:	318	317	320	325	328	329
+/- FTE:	0	0	0	0	0	0
Adjusted Annual FTE:	318	317	320	325	328	329
TOTAL CAPITAL OUTLAY FTE PROJECTIONS:	2,052	2,047	2,044	2,050	2,056	2,065

EDUCATIONAL PLANT FIVE YEAR SURVEY REPORT

College:

23-ST. PETERSBURG COLLEGE

Survey:

Survey : 3 Version : 1

Status:

Active Pending

COFTE REPORT

COLLEGE : ST. PETERSBURG COLLEGE**CAMPUS :** BAY PINES CENTER**SURVEY :** 3 **Version :** 1

ITEM	2022 - 2023	2023 - 2024	2024 - 2025	2025 - 2026	2026 - 2027	2027 - 2028
NON-VOCATIONAL FTE						
Annual FTE :	5	4	5	5	5	4
+/- FTE :	0	0	0	0	0	0
Adjusted Annual FTE:	5	4	5	5	5	4
VOCATIONAL FTE						
Annual FTE:	0	0	0	0	0	0
+/- FTE:	0	0	0	0	0	0
Adjusted Annual FTE:	0	0	0	0	0	0
TOTAL CAPITAL OUTLAY FTE PROJECTIONS:	5	4	5	5	5	4

EDUCATIONAL PLANT FIVE YEAR SURVEY REPORT

College:

23-ST. PETERSBURG COLLEGE

Survey:

Survey : 3 Version : 1

Status:

Active Pending

COFTE REPORT

COLLEGE : ST. PETERSBURG COLLEGE**CAMPUS :** HEALTH EDUCATION CEN**SURVEY :** 3 **Version :** 1

ITEM	2022 - 2023	2023 - 2024	2024 - 2025	2025 - 2026	2026 - 2027	2027 - 2028
NON-VOCATIONAL FTE						
Annual FTE :	514	507	502	503	506	510
+/- FTE :	0	0	0	0	0	0
Adjusted Annual FTE:	514	507	502	503	506	510
VOCATIONAL FTE						
Annual FTE:	994	988	1,001	1,012	1,025	1,029
+/- FTE:	0	0	0	0	0	0
Adjusted Annual FTE:	994	988	1,001	1,012	1,025	1,029
TOTAL CAPITAL OUTLAY FTE PROJECTIONS:	1,508	1,495	1,503	1,515	1,531	1,539

EDUCATIONAL PLANT FIVE YEAR SURVEY REPORT

College:

23-ST. PETERSBURG COLLEGE

Survey:

Survey : 3 Version : 1

Status:

Active Pending

COFTE REPORT

COLLEGE : ST. PETERSBURG COLLEGE**CAMPUS :** ALLSTATE CENTER**SURVEY :** 3 **Version :** 1

ITEM	2022 - 2023	2023 - 2024	2024 - 2025	2025 - 2026	2026 - 2027	2027 - 2028
NON-VOCATIONAL FTE						
Annual FTE :	91	90	89	90	90	90
+/- FTE :	0	0	0	0	0	0
Adjusted Annual FTE:	91	90	89	90	90	90
VOCATIONAL FTE						
Annual FTE:	369	377	385	391	401	419
+/- FTE:	0	0	0	0	0	0
Adjusted Annual FTE:	369	377	385	391	401	419
TOTAL CAPITAL OUTLAY FTE PROJECTIONS:	460	467	474	481	491	509

EDUCATIONAL PLANT FIVE YEAR SURVEY REPORT

College:

23-ST. PETERSBURG COLLEGE

Survey:

Survey : 3 Version : 1

Status:

Active Pending

COFTE REPORT

COLLEGE : ST. PETERSBURG COLLEGE

CAMPUS : College Wide

SURVEY : 3 **Version :** 1

ITEM	2022 - 2023	2023 - 2024	2024 - 2025	2025 - 2026	2026 - 2027	2027 - 2028
NON-VOCATIONAL FTE						
Annual FTE :	10,478	10,445	10,402	10,414	10,440	10,484
+/- FTE :	0	0	0	0	0	0
Adjusted Annual FTE:	10,478	10,445	10,402	10,414	10,440	10,484
VOCATIONAL FTE						
Annual FTE:	4,575	4,557	4,614	4,674	4,738	4,770
+/- FTE:	0	0	0	0	0	0
Adjusted Annual FTE:	4,575	4,557	4,614	4,674	4,738	4,770
TOTAL CAPITAL OUTLAY FTE PROJECTIONS:	15,053	15,002	15,016	15,088	15,178	15,254

College:

23-ST. PETERSBURG COLLEGE

Survey:

Survey : 3 Version : 1

Status:

Active Pending

Section 7: Summary of Satisfactory Student Stations

EDUCATIONAL PLANT FIVE YEAR SURVEY REPORT

College:

23-ST. PETERSBURG COLLEGE

Survey:

Survey : 3 Version : 1

Status:

Active Pending

SUMMARY OF SATISFACTORY STUDENT STATIONS

Survey : 3 Version : 1

College Name : ST. PETERSBURG COLLEGE Date : 6/12/2023 12:49:43 PM
 Site Number : 1
 Site Name : EPICENTER

SPACE CATEGORY	GENERAL CLASSROOMS	NON-VOCATIONAL LABS	VOCATIONAL LABS
2027 - 2028 Out Year CO-FTE	836	629	207
Utilization Index Reciprocal	0.50	0.25	0.50
Student Stations Generated	418	157	104
Recommended Student Stations 2027 - 2028 Out Year CO-FTE	0	0	0
Program Facilities List(Under)/Over	-418	-157	-104

INVENTORY :

Student Stations :

Existing	216	151	95
Remodeling	0	0	0
Renovation	0	0	0
Construction	0	0	0

SURVEY PLAN :

Total Student Stations Planned	216	151	95
Utilization Index	2	4	2
COFTE Provided For In Survey Plan	432	604	190
2027 - 2028 Out Year CO-FTE	836	629	207
COFTE Survey Plan (Under)/Over	-404	-25	-17

Total UnSatisfactory Student Stations : 32

EDUCATIONAL PLANT FIVE YEAR SURVEY REPORT

College:

23-ST. PETERSBURG COLLEGE

Survey:

Survey : 3 Version : 1

Status:

Active Pending

SUMMARY OF SATISFACTORY STUDENT STATIONS

Survey : 3 Version : 1

College Name : ST. PETERSBURG COLLEGE Date : 6/12/2023 12:49:43 PM
 Site Number : 2
 Site Name : CLEARWATER CAMPUS

SPACE CATEGORY	GENERAL CLASSROOMS	NON-VOCATIONAL LABS	VOCATIONAL LABS
2027 - 2028 Out Year CO-FTE	3,020	2,190	830
Utilization Index Reciprocal	0.50	0.25	0.50
Student Stations Generated	1,510	548	415
Recommended Student Stations 2027 - 2028 Out Year CO-FTE	0	0	210
Program Facilities List(Under)/Over	-1,510	-548	-205

INVENTORY :

Student Stations :

Existing	2,241	613	216
Remodeling	0	0	0
Renovation	0	0	0
Construction	0	0	0

SURVEY PLAN :

Total Student Stations Planned	2,241	613	216
Utilization Index	2	4	2
COFTE Provided For In Survey Plan	4,482	2,452	432
2027 - 2028 Out Year CO-FTE	3,020	2,190	830
COFTE Survey Plan (Under)/Over	1,462	262	-398

Total UnSatisfactory Student Stations : 32

EDUCATIONAL PLANT FIVE YEAR SURVEY REPORT

College:

23-ST. PETERSBURG COLLEGE

Survey:

Survey : 3 Version : 1

Status:

Active Pending

SUMMARY OF SATISFACTORY STUDENT STATIONS

Survey : 3 Version : 1

College Name : ST. PETERSBURG COLLEGE Date : 6/12/2023 12:49:43 PM
 Site Number : 3
 Site Name : ST PETERSBURG/GIBBS

SPACE CATEGORY	GENERAL CLASSROOMS	NON-VOCATIONAL LABS	VOCATIONAL LABS
2027 - 2028 Out Year CO-FTE	2,765	1,801	964
Utilization Index Reciprocal	0.50	0.25	0.50
Student Stations Generated	1,383	450	482
Recommended Student Stations 2027 - 2028 Out Year CO-FTE	0	0	0
Program Facilities List(Under)/Over	-1,383	-450	-482

INVENTORY :

Student Stations :

Existing	2,067	860	187
Remodeling	0	0	0
Renovation	0	0	0
Construction	0	0	0

SURVEY PLAN :

Total Student Stations Planned	2,067	860	187
Utilization Index	2	4	2
COFTE Provided For In Survey Plan	4,134	3,440	374
2027 - 2028 Out Year CO-FTE	2,765	1,801	964
COFTE Survey Plan (Under)/Over	1,369	1,639	-590

Total UnSatisfactory Student Stations : 32

EDUCATIONAL PLANT FIVE YEAR SURVEY REPORT

College:

23-ST. PETERSBURG COLLEGE

Survey:

Survey : 3 Version : 1

Status:

Active Pending

SUMMARY OF SATISFACTORY STUDENT STATIONS

Survey : 3 Version : 1

College Name : ST. PETERSBURG COLLEGE Date : 6/12/2023 12:49:43 PM
 Site Number : 4
 Site Name : SEMINOLE CAMPUS

SPACE CATEGORY	GENERAL CLASSROOMS	NON-VOCATIONAL LABS	VOCATIONAL LABS
2027 - 2028 Out Year CO-FTE	3,615	3,147	468
Utilization Index Reciprocal	0.50	0.25	0.50
Student Stations Generated	1,808	787	234
Recommended Student Stations 2027 - 2028 Out Year CO-FTE	0	0	0
Program Facilities List(Under)/Over	-1,808	-787	-234

INVENTORY :

Student Stations :

Existing	1,489	103	0
Remodeling	0	0	0
Renovation	0	0	0
Construction	0	0	0

SURVEY PLAN :

Total Student Stations Planned	1,489	103	0
Utilization Index	2	4	2
COFTE Provided For In Survey Plan	2,978	412	0
2027 - 2028 Out Year CO-FTE	3,615	3,147	468
COFTE Survey Plan (Under)/Over	-637	-2,735	-468

Total UnSatisfactory Student Stations : 32

EDUCATIONAL PLANT FIVE YEAR SURVEY REPORT

College:

23-ST. PETERSBURG COLLEGE

Survey:

Survey : 3 Version : 1

Status:

Active Pending

SUMMARY OF SATISFACTORY STUDENT STATIONS

Survey : 3 Version : 1

College Name : ST. PETERSBURG COLLEGE Date : 6/12/2023 12:49:43 PM
 Site Number : 5
 Site Name : TARPON SPRINGS CAMPU

SPACE CATEGORY	GENERAL CLASSROOMS	NON-VOCATIONAL LABS	VOCATIONAL LABS
2027 - 2028 Out Year CO-FTE	2,065	1,736	329
Utilization Index Reciprocal	0.50	0.25	0.50
Student Stations Generated	1,033	434	165
Recommended Student Stations 2027 - 2028 Out Year CO-FTE	0	0	0
Program Facilities List(Under)/Over	-1,033	-434	-165

INVENTORY :

Student Stations :

Existing	1,728	343	0
Remodeling	0	0	0
Renovation	0	0	0
Construction	0	0	0

SURVEY PLAN :

Total Student Stations Planned	1,728	343	0
Utilization Index	2	4	2
COFTE Provided For In Survey Plan	3,456	1,372	0
2027 - 2028 Out Year CO-FTE	2,065	1,736	329
COFTE Survey Plan (Under)/Over	1,391	-364	-329

Total UnSatisfactory Student Stations : 32

EDUCATIONAL PLANT FIVE YEAR SURVEY REPORT

College:

23-ST. PETERSBURG COLLEGE

Survey:

Survey : 3 Version : 1

Status:

Active Pending

SUMMARY OF SATISFACTORY STUDENT STATIONS

Survey : 3 Version : 1

College Name : ST. PETERSBURG COLLEGE Date : 6/12/2023 12:49:43 PM
 Site Number : 6
 Site Name : BAY PINES CENTER

SPACE CATEGORY	GENERAL CLASSROOMS	NON-VOCATIONAL LABS	VOCATIONAL LABS
2027 - 2028 Out Year CO-FTE	4	4	0
Utilization Index Reciprocal	0.50	0.25	0.50
Student Stations Generated	2	1	0
Recommended Student Stations 2027 - 2028 Out Year CO-FTE	0	0	0
Program Facilities List(Under)/Over	-2	-1	0

INVENTORY :

Student Stations :

Existing	0	42	0
Remodeling	0	0	0
Renovation	0	0	0
Construction	0	0	0

SURVEY PLAN :

Total Student Stations Planned	0	42	0
Utilization Index	2	4	2
COFTE Provided For In Survey Plan	0	168	0
2027 - 2028 Out Year CO-FTE	4	4	0
COFTE Survey Plan (Under)/Over	-4	164	0

Total UnSatisfactory Student Stations : 32

EDUCATIONAL PLANT FIVE YEAR SURVEY REPORT

College:

23-ST. PETERSBURG COLLEGE

Survey:

Survey : 3 Version : 1

Status:

Active Pending

SUMMARY OF SATISFACTORY STUDENT STATIONS

Survey : 3 Version : 1

College Name : ST. PETERSBURG COLLEGE Date : 6/12/2023 12:49:43 PM
 Site Number : 8
 Site Name : HEALTH EDUCATION CEN

SPACE CATEGORY	GENERAL CLASSROOMS	NON-VOCATIONAL LABS	VOCATIONAL LABS
2027 - 2028 Out Year CO-FTE	1,539	510	1,029
Utilization Index Reciprocal	0.50	0.25	0.50
Student Stations Generated	770	128	515
Recommended Student Stations 2027 - 2028 Out Year CO-FTE	0	0	0
Program Facilities List(Under)/Over	-770	-128	-515

INVENTORY :

Student Stations :

Existing	1,130	41	254
Remodeling	0	0	0
Renovation	0	0	0
Construction	0	0	0

SURVEY PLAN :

Total Student Stations Planned	1,130	41	254
Utilization Index	2	4	2
COFTE Provided For In Survey Plan	2,260	164	508
2027 - 2028 Out Year CO-FTE	1,539	510	1,029
COFTE Survey Plan (Under)/Over	721	-346	-521

Total UnSatisfactory Student Stations : 32

EDUCATIONAL PLANT FIVE YEAR SURVEY REPORT

College:

23-ST. PETERSBURG COLLEGE

Survey:

Survey : 3 Version : 1

Status:

Active Pending

SUMMARY OF SATISFACTORY STUDENT STATIONS

Survey : 3 Version : 1

College Name : ST. PETERSBURG COLLEGE Date : 6/12/2023 12:49:43 PM
 Site Number : 9
 Site Name : ALLSTATE CENTER

SPACE CATEGORY	GENERAL CLASSROOMS	NON-VOCATIONAL LABS	VOCATIONAL LABS
2027 - 2028 Out Year CO-FTE	509	90	419
Utilization Index Reciprocal	0.50	0.25	0.50
Student Stations Generated	255	23	210
Recommended Student Stations 2027 - 2028 Out Year CO-FTE	0	0	0
Program Facilities List(Under)/Over	-255	-23	-210

INVENTORY :

Student Stations :

Existing	422	0	309
Remodeling	0	0	0
Renovation	0	0	0
Construction	0	0	0

SURVEY PLAN :

Total Student Stations Planned	422	0	309
Utilization Index	2	4	2
COFTE Provided For In Survey Plan	844	0	618
2027 - 2028 Out Year CO-FTE	509	90	419
COFTE Survey Plan (Under)/Over	335	-90	199

Total UnSatisfactory Student Stations : 32

EDUCATIONAL PLANT FIVE YEAR SURVEY REPORT

College:

23-ST. PETERSBURG COLLEGE

Survey:

Survey : 3 Version : 1

Status:

Active Pending

SUMMARY OF SATISFACTORY STUDENT STATIONS

Survey : 3 Version : 1

College Name : ST. PETERSBURG COLLEGE Date : 6/12/2023 12:49:43 PM
 Site Number : 15
 Site Name : DOWNTOWN CENTER

SPACE CATEGORY	GENERAL CLASSROOMS	NON-VOCATIONAL LABS	VOCATIONAL LABS
2027 - 2028 Out Year CO-FTE	325	263	62
Utilization Index Reciprocal	0.50	0.25	0.50
Student Stations Generated	163	66	31
Recommended Student Stations 2027 - 2028 Out Year CO-FTE	0	0	0
Program Facilities List(Under)/Over	-163	-66	-31

INVENTORY :

Student Stations :

Existing	759	58	15
Remodeling	0	0	0
Renovation	0	0	0
Construction	0	0	0

SURVEY PLAN :

Total Student Stations Planned	759	58	15
Utilization Index	2	4	2
COFTE Provided For In Survey Plan	1,518	232	30
2027 - 2028 Out Year CO-FTE	325	263	62
COFTE Survey Plan (Under)/Over	1,193	-31	-32

Total UnSatisfactory Student Stations : 32

EDUCATIONAL PLANT FIVE YEAR SURVEY REPORT

College:

23-ST. PETERSBURG COLLEGE

Survey:

Survey : 3 Version : 1

Status:

Active Pending

SUMMARY OF SATISFACTORY STUDENT STATIONS

Survey : 3 Version : 1

College Name : ST. PETERSBURG COLLEGE Date : 6/12/2023 12:49:43 PM
 Site Number : 16
 Site Name : MIDTOWN CENTER

SPACE CATEGORY	GENERAL CLASSROOMS	NON-VOCATIONAL LABS	VOCATIONAL LABS
2027 - 2028 Out Year CO-FTE	396	114	282
Utilization Index Reciprocal	0.50	0.25	0.50
Student Stations Generated	198	29	141
Recommended Student Stations 2027 - 2028 Out Year CO-FTE	0	0	0
Program Facilities List(Under)/Over	-198	-29	-141

INVENTORY :

Student Stations :

Existing	497	42	0
Remodeling	0	0	0
Renovation	0	0	0
Construction	0	0	0

SURVEY PLAN :

Total Student Stations Planned	497	42	0
Utilization Index	2	4	2
COFTE Provided For In Survey Plan	994	168	0
2027 - 2028 Out Year CO-FTE	396	114	282
COFTE Survey Plan (Under)/Over	598	54	-282

Total UnSatisfactory Student Stations : 32

EDUCATIONAL PLANT FIVE YEAR SURVEY REPORT

College:

23-ST. PETERSBURG COLLEGE

Survey:

Survey : 3 Version : 1

Status:

Active Pending

SUMMARY OF SATISFACTORY STUDENT STATIONS

Survey : 3 Version : 1

College Name : ST. PETERSBURG COLLEGE Date : 6/12/2023 12:49:43 PM
 Site Number : 17
 Site Name : FIRE TRAINING CENTER

SPACE CATEGORY	GENERAL CLASSROOMS	NON-VOCATIONAL LABS	VOCATIONAL LABS
2027 - 2028 Out Year CO-FTE	0	0	0
Utilization Index Reciprocal	0.50	0.25	0.50
Student Stations Generated	0	0	0
Recommended Student Stations 2027 - 2028 Out Year CO-FTE	0	0	0
Program Facilities List(Under)/Over	0	0	0

INVENTORY :

Student Stations :

Existing	0	0	0
Remodeling	0	0	0
Renovation	0	0	0
Construction	0	0	0

SURVEY PLAN :

Total Student Stations Planned	0	0	0
Utilization Index	2	4	2
COFTE Provided For In Survey Plan	0	0	0
2027 - 2028 Out Year CO-FTE	0	0	0
COFTE Survey Plan (Under)/Over	0	0	0

Total UnSatisfactory Student Stations : 32

EDUCATIONAL PLANT FIVE YEAR SURVEY REPORT

College:

23-ST. PETERSBURG COLLEGE

Survey:

Survey : 3 Version : 1

Status:

Active Pending

SUMMARY OF SATISFACTORY STUDENT STATIONS

Survey : 3 Version : 1

College Name : ST. PETERSBURG COLLEGE

Date : 6/12/2023 12:49:43 PM

Site Number : 18

Site Name : VETERINARY TECHNOLOG

SPACE CATEGORY	GENERAL CLASSROOMS	NON-VOCATIONAL LABS	VOCATIONAL LABS
2027 - 2028 Out Year CO-FTE	180	0	180
Utilization Index Reciprocal	0.50	0.25	0.50
Student Stations Generated	90	0	90
Recommended Student Stations 2027 - 2028 Out Year CO-FTE	0	0	0
Program Facilities List(Under)/Over	-90	0	-90

INVENTORY :

Student Stations :

Existing	0	0	38
Remodeling	0	0	0
Renovation	0	0	0
Construction	0	0	0

SURVEY PLAN :

Total Student Stations Planned	0	0	38
Utilization Index	2	4	2
COFTE Provided For In Survey Plan	0	0	76
2027 - 2028 Out Year CO-FTE	180	0	180
COFTE Survey Plan (Under)/Over	-180	0	-104

Total UnSatisfactory Student Stations : 32

College:

23-ST. PETERSBURG COLLEGE

Survey:

Survey : 3 Version : 1

Status:

Active Pending

Section 8: Existing Satisfactory Student Stations By Space and Facility

EDUCATIONAL PLANT FIVE YEAR SURVEY REPORT

College:

23-ST. PETERSBURG COLLEGE

Survey:

Survey : 3 Version : 1

Status:

Active Pending

EXISTING SATISFACTORY STUDENT STATIONS AND SPACE BY FACILITY

College : ST. PETERSBURG COLLEGE

Survey : 3 **Version :** 1

Site : EPICENTER

Site No : 1

FACILITY

STUDENT STATIONS

SQUARE FEET

Number	Name	Type	Status	Condition	STUDENT STATIONS			TOTAL	SQUARE FEET	
					Class room	Non-Voc Ed	Voc Ed		Net	Gross
703	EPICENTER	Building	Permanent	Satisfactory	216	151	95	462	119,621	128,519
704	SERVICES	Building	Permanent	Satisfactory	0	0	0	0	47,563	51,261
705	EPI-ANNEX 2 (APPLIE	Building	Permanent	Satisfactory	0	0	0	0	39,185	41,055
706	DISTRICT OFFICE (EPI	Building	Permanent	Satisfactory	0	0	0	0	78,751	79,100
EPICENTER Totals :					216	151	95	462	285,120	299,935
Total UnSatisfactory NSF :					1,722					
Total UnSatisfactory Student Stations :					32					

EDUCATIONAL PLANT FIVE YEAR SURVEY REPORT

College:

23-ST. PETERSBURG COLLEGE

Survey:

Survey : 3 Version : 1

Status:

Active Pending

EXISTING SATISFACTORY STUDENT STATIONS AND SPACE BY FACILITY

College : ST. PETERSBURG COLLEGE

Survey : 3 **Version :** 1

Site : CLEARWATER CAMPUS

Site No : 2

FACILITY					STUDENT STATIONS				SQUARE FEET	
Number	Name	Type	Status	Condition	Class room	Non-Voc Ed	Voc Ed	TOTAL	Net	Gross
33	SOCIAL SCIENCE	Building	Permanent	Satisfactory	201	54	32	287	41,654	44,873
35	ETHICS AND SOCIAL SC	Building	Permanent	Satisfactory	891	17	0	908	56,545	61,611
36	LANG ARTS	Building	Permanent	Satisfactory	315	58	0	373	33,575	38,698
37	STU ACTIVITIES	Building	Permanent	Remodeling C	0	0	0	0	10,762	11,969
38	CROSSROADS (ORIG+EXT	Building	Permanent	Satisfactory	118	201	139	458	40,025	42,983
39	MAINT	Building	Permanent	Remodeling A	0	0	0	0	4,809	5,125
40	CENT UTIL	Building	Permanent	Remodeling A	0	0	0	0	7,706	9,696
42	NATURAL SCIENCE AND	Building	Permanent	Satisfactory	508	283	0	791	59,974	59,974
43	FA AUDIT	Building	Permanent	Satisfactory	0	0	0	0	15,571	16,956
44	BUSINESS TECHNOLOGIE	Building	Permanent	Remodeling C	142	0	13	155	14,216	17,453
46	TV TRANS BLDG	Building	Permanent	Satisfactory	0	0	0	0	92	124
49	COLLABORATIVE CENTER	Building	Permanent	Satisfactory	0	0	32	32	3,931	4,717
50	CL EAST COMM LIBRARY	Building	Permanent	Satisfactory	66	0	0	66	41,922	43,789
151	STORAGE SHED	Building	Temporary	Satisfactory	0	0	0	0	302	312
152	STORAGE SHED	Building	Temporary	Satisfactory	0	0	0	0	374	384
154	STORAGE SHED	Building	Temporary	Satisfactory	0	0	0	0	302	312
155	STORAGE SHED	Building	Temporary	Satisfactory	0	0	0	0	302	312
156	STORAGE SHED	Building	Temporary	Satisfactory	0	0	0	0	374	384
165	STORAGE SHED	Building	Temporary	Satisfactory	0	0	0	0	190	200
166	STORAGE SHED	Building	Temporary	Satisfactory	0	0	0	0	190	200
167	CONCRETE INST	Building	Temporary	Satisfactory	0	0	0	0	302	312
6311	CL AD ENTRY W	Covered Walkway	Permanent	Satisfactory	0	0	0	0	0	390
6341	CL TA WALK	Covered Walkway	Permanent	Satisfactory	0	0	0	0	0	2,827
6361	CL LA ENTRY E	Covered Walkway	Permanent	Satisfactory	0	0	0	0	0	2,700
6371	CL SA WALK NW	Covered Walkway	Permanent	Satisfactory	0	0	0	0	0	3,516
6441	CL BT ENTRY E	Covered Walkway	Permanent	Satisfactory	0	0	0	0	0	104
CLEARWATER CAMPUS Totals :					2,241	613	216	3,070	333,118	369,921
Total UnSatisfactory NSF :					1,722					

EDUCATIONAL PLANT FIVE YEAR SURVEY REPORT

College:

23-ST. PETERSBURG COLLEGE

Survey:

Survey : 3 Version : 1

Status:

Active Pending

Total UnSatisfactory Student Stations : 32

EDUCATIONAL PLANT FIVE YEAR SURVEY REPORT

College:

23-ST. PETERSBURG COLLEGE

Survey:

Survey : 3 Version : 1

Status:

Active Pending

EXISTING SATISFACTORY STUDENT STATIONS AND SPACE BY FACILITY

College : ST. PETERSBURG COLLEGE

Survey : 3 **Version :** 1

Site : ST PETERSBURG/GIBBS

Site No : 3

FACILITY					STUDENT STATIONS				SQUARE FEET	
Number	Name	Type	Status	Condition	Class room	Non-Voc Ed	Voc Ed	TOTAL	Net	Gross
1	HENDRY ADMIN	Building	Permanent	Remodeling C	0	0	0	0	21,138	21,138
2	LANG ARTS	Building	Permanent	Satisfactory	400	76	0	476	24,378	26,565
3	STUDENT SERVICES	Building	Permanent	Satisfactory	38	0	0	38	37,664	44,055
4	HUMANITIES	Building	Permanent	Satisfactory	82	82	0	164	14,201	15,655
5	JOHNSTON TECH	Building	Permanent	Satisfactory	136	94	160	390	54,068	59,362
6	NAT SCI	Building	Permanent	Satisfactory	469	322	0	791	70,377	80,699
7	GYMNASIUM	Building	Permanent	Remodeling C	0	0	0	0	14,075	25,524
8	WEST ST PETE COMM LI	Building	Permanent	Satisfactory	30	0	0	30	46,691	54,320
10	MAINTENANCE	Building	Permanent	Satisfactory	0	0	0	0	6,756	7,053
11	BENJAMIN ARTS	Building	Permanent	Satisfactory	655	115	20	790	57,144	58,538
13	WELLNESS CENTER	Building	Permanent	Remodeling C	81	111	0	192	18,365	19,808
14	ETHICS INSTITUTE	Building	Permanent	Satisfactory	112	23	0	135	11,978	13,514
16	MIRA	Building	Permanent	Satisfactory	0	0	7	7	1,467	2,382
17	STORAGE - PE	Building	Temporary	Satisfactory	0	0	0	0	280	288
18	EQUIP-ELEC BUILDING	Building	Permanent	Satisfactory	0	0	0	0	168	168
20	CHILLER PLANT	Building	Permanent	Satisfactory	0	0	0	0	6,925	7,587
21	STUDENT SUCCESS CTR	Building	Permanent	Satisfactory	30	37	0	67	37,225	47,859
121	PORTABLE 121	Building	Temporary	Satisfactory	34	0	0	34	2,201	2,336
129	STORAGE SHED	Building	Temporary	Satisfactory	0	0	0	0	185	192
130	STORAGE SHED	Building	Temporary	Satisfactory	0	0	0	0	230	240
131	STORAGE SHED	Building	Temporary	Satisfactory	0	0	0	0	350	360
132	STORAGE SHED	Building	Temporary	Satisfactory	0	0	0	0	170	180
504	PALLADIUM	Building	Permanent	Satisfactory	0	0	0	0	24,511	29,609
6011	SP AD MEETING ENTRY	Covered Walkway	Permanent	Satisfactory	0	0	0	0	0	481
6021	SP LA ENTRY N	Covered Walkway	Permanent	Satisfactory	0	0	0	0	0	56
6022	SP LA ENTRY NE	Covered Walkway	Permanent	Satisfactory	0	0	0	0	0	86
6023	SP LA ENTRY S	Covered Walkway	Permanent	Satisfactory	0	0	0	0	0	56
6031	SP LI ENTRY E	Covered Walkway	Permanent	Satisfactory	0	0	0	0	0	27

EDUCATIONAL PLANT FIVE YEAR SURVEY REPORT

College:

23-ST. PETERSBURG COLLEGE

Survey:

Survey : 3 Version : 1

Status:

Active Pending

Station ID	Description	Condition	Material	Quality	Count 1	Count 2	Count 3	Count 4	Count 5	Count 6
6041	SP HS ENTRY N	Covered Walkway	Permanent	Satisfactory	0	0	0	0	0	83
6042	SP HS ENTRY S	Covered Walkway	Permanent	Satisfactory	0	0	0	0	0	83
6043	SP HS ENTRY W	Covered Walkway	Permanent	Satisfactory	0	0	0	0	0	84
6061	SP SC ENTRY W	Covered Walkway	Permanent	Satisfactory	0	0	0	0	0	60
6062	SP SC ENTRY S	Covered Walkway	Permanent	Satisfactory	0	0	0	0	0	762
6063	SP SC ENTRY E	Covered Walkway	Permanent	Satisfactory	0	0	0	0	0	48
6064	SP SC ENTRY N	Covered Walkway	Permanent	Satisfactory	0	0	0	0	0	231
6081	SP FS ENTRY E	Covered Walkway	Permanent	Satisfactory	0	0	0	0	0	111
6082	SP FS ENTRY NE	Covered Walkway	Permanent	Satisfactory	0	0	0	0	0	52
6083	SP FS ENTRY N	Covered Walkway	Permanent	Satisfactory	0	0	0	0	0	38
6091	SP SS WALK SW	Covered Walkway	Permanent	Satisfactory	0	0	0	0	0	1,099
6092	SP SS WALK	Covered Walkway	Permanent	Satisfactory	0	0	0	0	0	423
6093	SP SS WALK NE	Covered Walkway	Permanent	Satisfactory	0	0	0	0	0	1,587
6101	SP MN ENTRY W	Covered Walkway	Permanent	Satisfactory	0	0	0	0	0	60
6121	SP SP ENTRY S	Covered Walkway	Permanent	Satisfactory	0	0	0	0	0	126
6131	SP PE WALK	Covered Walkway	Permanent	Satisfactory	0	0	0	0	0	2,132
6132	SP PE WALK	Covered Walkway	Permanent	Satisfactory	0	0	0	0	0	2,132
6141	SP FA ENTRY	Covered Walkway	Permanent	Satisfactory	0	0	0	0	0	344
ST PETERSBURG/GIBBS Totals :					2,067	860	187	3,114	450,547	527,593
Total UnSatisfactory NSF :					1,722					
Total UnSatisfactory Student Stations :					32					

EDUCATIONAL PLANT FIVE YEAR SURVEY REPORT

College:

23-ST. PETERSBURG COLLEGE

Survey:

Survey : 3 Version : 1

Status:

Active Pending

EDUCATIONAL PLANT FIVE YEAR SURVEY REPORT

College:

23-ST. PETERSBURG COLLEGE

Survey:

Survey : 3 Version : 1

Status:

Active Pending

EXISTING SATISFACTORY STUDENT STATIONS AND SPACE BY FACILITY

College : ST. PETERSBURG COLLEGE

Survey : 3 **Version :** 1

Site : SEMINOLE CAMPUS

Site No : 4

FACILITY					STUDENT STATIONS				SQUARE FEET	
Number	Name	Type	Status	Condition	Class room	Non-Voc Ed	Voc Ed	TOTAL	Net	Gross
51	TECH LEARN CTR	Building	Permanent	Satisfactory	198	51	0	249	31,853	34,073
52	UNIVERSITY PARTNERSH	Building	Permanent	Satisfactory	711	35	0	746	77,305	88,276
53	CHILLER PLANT	Building	Permanent	Satisfactory	0	0	0	0	11,406	11,685
54	SEM COMM LIBRARY	Building	Permanent	Satisfactory	276	0	0	276	67,345	83,662
55	PHARMACY EDUC BLDG C	Building	Permanent	Satisfactory	108	11	0	119	8,309	8,944
56	DENTAL BLDG -UF COD	Building	Permanent	Satisfactory	40	6	0	46	12,939	14,380
613	STORAGE SHED	Building	Temporary	Satisfactory	0	0	0	0	580	1,019
614	STORAGE SHED	Building	Temporary	Satisfactory	0	0	0	0	380	390
615	PORTABLE 615 (701)	Building	Permanent	Satisfactory	0	0	0	0	329	376
616	PORTABLE 616 (702)	Building	Permanent	Satisfactory	0	0	0	0	864	1,019
617	PORTABLE 617 (703)	Building	Permanent	Satisfactory	39	0	0	39	964	1,019
618	PORTABLE 618 (704)	Building	Permanent	Satisfactory	39	0	0	39	964	1,019
619	PORTABLE 619 (705)	Building	Permanent	Satisfactory	39	0	0	39	964	1,019
620	PORTABLE 620 (706)	Building	Permanent	Satisfactory	39	0	0	39	964	1,019
621	PORTABLE 621 (MOD)	Building	Permanent	Satisfactory	0	0	0	0	2,345	2,433
SEMINOLE CAMPUS Totals :					1,489	103	0	1,592	217,511	250,333
Total UnSatisfactory NSF :					1,722					
Total UnSatisfactory Student Stations :					32					

EDUCATIONAL PLANT FIVE YEAR SURVEY REPORT

College:

23-ST. PETERSBURG COLLEGE

Survey:

Survey : 3 Version : 1

Status:

Active Pending

EXISTING SATISFACTORY STUDENT STATIONS AND SPACE BY FACILITY

College : ST. PETERSBURG COLLEGE

Survey : 3 **Version :** 1

Site : TARPON SPRINGS CAMPU

Site No : 5

FACILITY					STUDENT STATIONS				SQUARE FEET	
Number	Name	Type	Status	Condition	Class room	Non-Voc Ed	Voc Ed	TOTAL	Net	Gross
83	NU TECH	Building	Permanent	Satisfactory	73	0	0	73	4,142	5,253
84	AGORA-STU SVCS	Building	Permanent	Remodeling C	0	0	0	0	7,962	8,654
85	ALPHA	Building	Permanent	Remodeling C	35	0	0	35	1,741	1,897
86	BETA	Building	Permanent	Remodeling C	93	0	0	93	2,352	2,545
87	GAMMA	Building	Permanent	Satisfactory	124	0	0	124	3,728	4,155
88	DELTA	Building	Permanent	Satisfactory	0	93	0	93	7,557	8,538
89	MAINTENANCE	Building	Permanent	Satisfactory	0	0	0	0	5,329	5,367
90	PHYSICAL EDUC	Building	Permanent	Satisfactory	0	0	0	0	2,311	2,679
91	EPSILON	Building	Permanent	Satisfactory	124	0	0	124	4,322	4,322
92	COLLEGE OF EDUCATION	Building	Permanent	Satisfactory	145	0	0	145	9,868	11,138
93	ADMIN/STUDENT SRVCS	Building	Permanent	Satisfactory	0	0	0	0	12,402	13,374
94	LYCEUM	Building	Permanent	Satisfactory	275	0	0	275	28,049	31,216
95	CHILLER PLANT	Building	Permanent	Satisfactory	0	0	0	0	1,354	1,465
96	LEEPA RATTNER MUSEUM	Building	Permanent	Satisfactory	120	75	0	195	49,433	57,245
97	OLYMPIA	Building	Permanent	Satisfactory	637	121	0	758	135,009	147,409
99	SIGMA	Building	Permanent	Satisfactory	102	54	0	156	7,647	8,172
115	STORAGE SHED	Building	Temporary	Satisfactory	0	0	0	0	360	403
116	STORAGE SHED	Building	Temporary	Satisfactory	0	0	0	0	258	275
117	STORAGE SHED	Building	Temporary	Satisfactory	0	0	0	0	360	403
171	STORAGE SHED	Building	Temporary	Satisfactory	0	0	0	0	550	620
499	STORAGE SHED	Building	Temporary	Satisfactory	0	0	0	0	300	350
6851	TS AL WALK	Covered Walkway	Permanent	Satisfactory	0	0	0	0	0	1,275
6861	TS BT WALK	Covered Walkway	Permanent	Satisfactory	0	0	0	0	0	2,363
6871	TS GM WALK	Covered Walkway	Permanent	Satisfactory	0	0	0	0	0	3,390
6881	TS DL WALK	Covered Walkway	Permanent	Satisfactory	0	0	0	0	0	3,680
6911	TS EP WALK	Covered Walkway	Permanent	Satisfactory	0	0	0	0	0	4,580
TARPON SPRINGS CAMPU Totals :					1,728	343	0	2,071	285,034	330,768
Total UnSatisfactory NSF :					1,722					

EDUCATIONAL PLANT FIVE YEAR SURVEY REPORT

College:

23-ST. PETERSBURG COLLEGE

Survey:

Survey : 3 Version : 1

Status:

Active Pending

Total UnSatisfactory Student Stations : 32

EDUCATIONAL PLANT FIVE YEAR SURVEY REPORT

College:

23-ST. PETERSBURG COLLEGE

Survey:

Survey : 3 Version : 1

Status:

Active Pending

EXISTING SATISFACTORY STUDENT STATIONS AND SPACE BY FACILITY

College : ST. PETERSBURG COLLEGE

Survey : 3 **Version :** 1

Site : BAY PINES CENTER

Site No : 6

FACILITY					STUDENT STATIONS				SQUARE FEET	
Number	Name	Type	Status	Condition	Class room	Non-Voc Ed	Voc Ed	TOTAL	Net	Gross
80	BAY PINES STEM CENTE	Building	Permanent	Satisfactory	0	42	0	42	8,555	12,569
BAY PINES CENTER Totals :					0	42	0	42	8,555	12,569
Total UnSatisfactory NSF :					1,722					
Total UnSatisfactory Student Stations :					32					

EDUCATIONAL PLANT FIVE YEAR SURVEY REPORT

College:

23-ST. PETERSBURG COLLEGE

Survey:

Survey : 3 Version : 1

Status:

Active Pending

EXISTING SATISFACTORY STUDENT STATIONS AND SPACE BY FACILITY

College : ST. PETERSBURG COLLEGE

Survey : 3 **Version :** 1

Site : HEALTH EDUCATION CEN

Site No : 8

FACILITY

STUDENT STATIONS

SQUARE FEET

Number	Name	Type	Status	Condition	STUDENT STATIONS			TOTAL	SQUARE FEET	
					Class room	Non-Voc Ed	Voc Ed		Net	Gross
61	CARUTH HEALTH	Building	Permanent	Remodeling C	896	0	195	1,091	145,078	165,594
63	MAINTENANCE ANNEX	Building	Permanent	Satisfactory	0	0	0	0	1,011	1,127
64	EAST ANNEX	Building	Permanent	Remodeling C	0	0	4	4	1,935	2,308
65	COOLING TOWER	Building	Permanent	Satisfactory	0	0	0	0	1,000	1,075
66	ORTHOTICS & PROSTHET	Building	Permanent	Satisfactory	88	13	55	156	26,330	28,529
67	SOUTH ANNEX	Building	Permanent	Remodeling C	65	28	0	93	46,905	50,138
153	STORAGE SHED	Building	Temporary	Satisfactory	0	0	0	0	134	144
205	NUHS PORTABLE	Building	Temporary	Satisfactory	81	0	0	81	2,273	2,336
206	PORTABLE 206	Building	Temporary	Satisfactory	0	0	0	0	917	960
265	STORAGE SHED	Building	Temporary	Satisfactory	0	0	0	0	264	280
266	PORTABLE 266	Building	Temporary	Satisfactory	0	0	0	0	907	960
268	STORAGE SHED - GROUN	Building	Temporary	Satisfactory	0	0	0	0	110	120
269	STORAGE SHED - CUSTO	Building	Temporary	Satisfactory	0	0	0	0	230	240
6611	HC HC WALK NE	Covered Walkway	Permanent	Satisfactory	0	0	0	0	0	1,820
6612	HC HC WALK E	Covered Walkway	Permanent	Satisfactory	0	0	0	0	0	3,424
6613	HC HC WALK SE	Covered Walkway	Permanent	Satisfactory	0	0	0	0	0	630
6614	HC HC EMT PARK	Covered Walkway	Permanent	Satisfactory	0	0	0	0	0	727
6615	HC HC WALK SE	Covered Walkway	Permanent	Satisfactory	0	0	0	0	0	1,048
6621	HC VT WALK E	Covered Walkway	Permanent	Satisfactory	0	0	0	0	0	2,755
HEALTH EDUCATION CEN Totals :					1,130	41	254	1,425	227,094	264,215
Total UnSatisfactory NSF :					1,722					
Total UnSatisfactory Student Stations :					32					

EDUCATIONAL PLANT FIVE YEAR SURVEY REPORT

College:

23-ST. PETERSBURG COLLEGE

Survey:

Survey : 3 Version : 1

Status:

Active Pending

EXISTING SATISFACTORY STUDENT STATIONS AND SPACE BY FACILITY

College : ST. PETERSBURG COLLEGE

Survey : 3 **Version :** 1

Site : ALLSTATE CENTER

Site No : 9

FACILITY					STUDENT STATIONS				SQUARE FEET	
Number	Name	Type	Status	Condition	Class room	Non-Voc Ed	Voc Ed	TOTAL	Net	Gross
72	PRODUCTION SUPPORT	Building	Permanent	Satisfactory	0	0	0	0	2,152	2,433
74	STORAGE SHED-L SCAPE	Building	Temporary	Satisfactory	0	0	0	0	204	204
75	ALLSTATE BUILDING	Building	Permanent	Satisfactory	396	0	162	558	125,843	131,132
76	INDOOR FIRING RANGE	Building	Permanent	Satisfactory	0	0	147	147	22,280	23,677
79	SIMULATON TACTICAL	Building	Permanent	Remodeling A	26	0	0	26	7,880	8,716
173	STORAGE SHED - FIRE	Building	Temporary	Satisfactory	0	0	0	0	585	600
174	STORAGE SHED - MOTOR	Building	Temporary	Satisfactory	0	0	0	0	945	960
175	STORAGE SHED - MAINT	Building	Temporary	Satisfactory	0	0	0	0	440	450
176	PORTABLE - CJI SHOOT	Building	Temporary	Satisfactory	0	0	0	0	1,420	1,440
177	STORAGE SHED - QUONS	Building	Temporary	Satisfactory	0	0	0	0	1,251	1,271
178	PORTABLE - OBSERVATI	Building	Temporary	Satisfactory	0	0	0	0	880	897
179	STORAGE SHED - GROUN	Building	Temporary	Satisfactory	0	0	0	0	380	390
6751	AC CAFE PATIO	Covered Walkway	Permanent	Satisfactory	0	0	0	0	0	1,652
6752	AC FRONT ENTRANCE	Covered Walkway	Permanent	Satisfactory	0	0	0	0	0	936
ALLSTATE CENTER Totals :					422	0	309	731	164,260	174,758
Total UnSatisfactory NSF :					1,722					
Total UnSatisfactory Student Stations :					32					

EDUCATIONAL PLANT FIVE YEAR SURVEY REPORT

College:

23-ST. PETERSBURG COLLEGE

Survey:

Survey : 3 Version : 1

Status:

Active Pending

EXISTING SATISFACTORY STUDENT STATIONS AND SPACE BY FACILITY

College : ST. PETERSBURG COLLEGE

Survey : 3 **Version :** 1

Site : DOWNTOWN CENTER

Site No : 15

FACILITY					STUDENT STATIONS				SQUARE FEET	
Number	Name	Type	Status	Condition	Class room	Non-Voc Ed	Voc Ed	TOTAL	Net	Gross
501	DOWNTOWN CTR	Building	Permanent	Remodeling B	759	58	15	832	152,337	172,904
502	DOWNTOWN - PARKING G	Building(with parking)	Permanent	Satisfactory	0	0	0	0	114,888	115,052
DOWNTOWN CENTER Totals :					759	58	15	832	267,225	287,956
Total UnSatisfactory NSF :					1,722					
Total UnSatisfactory Student Stations :					32					

EDUCATIONAL PLANT FIVE YEAR SURVEY REPORT

College:

23-ST. PETERSBURG COLLEGE

Survey:

Survey : 3 Version : 1

Status:

Active Pending

EXISTING SATISFACTORY STUDENT STATIONS AND SPACE BY FACILITY

College : ST. PETERSBURG COLLEGE

Survey : 3 **Version :** 1

Site : MIDTOWN CENTER

Site No : 16

FACILITY

STUDENT STATIONS

SQUARE FEET

Number	Name	Type	Status	Condition	STUDENT STATIONS			SQUARE FEET		
					Class room	Non-Voc Ed	Voc Ed	TOTAL	Net	Gross
1601	KEENE ACHIEVEMENT MT	Building	Permanent	Satisfactory	152	0	0	152	9,400	10,262
1602	JAMERSON MIDTOWN CNT	Building	Permanent	Satisfactory	345	42	0	387	45,438	52,721
1603	MIDTOWN COMMUNITY CE	Building	Permanent	Remodeling C	0	0	0	0	13,000	13,369
MIDTOWN CENTER Totals :					497	42	0	539	67,838	76,352
Total UnSatisfactory NSF :					1,722					
Total UnSatisfactory Student Stations :					32					

EDUCATIONAL PLANT FIVE YEAR SURVEY REPORT

College:

23-ST. PETERSBURG COLLEGE

Survey:

Survey : 3 Version : 1

Status:

Active Pending

EXISTING SATISFACTORY STUDENT STATIONS AND SPACE BY FACILITY

College : ST. PETERSBURG COLLEGE

Survey : 3 **Version :** 1

Site : FIRE TRAINING CENTER

Site No : 17

FACILITY

STUDENT STATIONS

SQUARE FEET

EDUCATIONAL PLANT FIVE YEAR SURVEY REPORT

College:

23-ST. PETERSBURG COLLEGE

Survey:

Survey : 3 Version : 1

Status:

Active Pending

EXISTING SATISFACTORY STUDENT STATIONS AND SPACE BY FACILITY

College : ST. PETERSBURG COLLEGE

Survey : 3 **Version :** 1

Site : VETERINARY TECHNOLOG

Site No : 18

FACILITY					STUDENT STATIONS				SQUARE FEET	
Number	Name	Type	Status	Condition	Class room	Non-Voc Ed	Voc Ed	TOTAL	Net	Gross
1801	VETERINARY TECHNOLOG	Building	Permanent	Satisfactory	0	0	38	38	31,089	32,514
VETERINARY TECHNOLOG Totals :					0	0	38	38	31,089	32,514
Total UnSatisfactory NSF :					1,722					
Total UnSatisfactory Student Stations :					32					
College-wide Facility Totals :					10,549	2,253	1,114	13,916	2,353,249	2,644,738

College:

23-ST. PETERSBURG COLLEGE

Survey:

Survey : 3 Version : 1

Status:

Active Pending

Section 9: Summary of Existing And Recommended Square Footage

EDUCATIONAL PLANT FIVE YEAR SURVEY REPORT

College:

23-ST. PETERSBURG COLLEGE

Survey:

Survey : 3 Version : 1

Status:

Active Pending

SUMMARY OF EXISTING AND RECOMMENDED SQUARE FOOTAGE

Survey : 3 Version : 1

College Name : ST. PETERSBURG COLLEGE

Date : 6/12/2023 12:49:43 PM

Site Number : 1

Admin Site : NO

Site Name : EPICENTER

SPACE CATEGORY	2027 - 2028 SPACE ALLOCATION	EXISTING INVENTORY SPACE	SPACE DEFICIT OR SURPLUS	CONSTRUCTION NSF	REMODEL NSF	SURVEY RECOMMENDED SPACE
Instructional Spaces :						
Classrooms	0	5,376	5,376	0	0	5,376
Non-Vocational Spaces	0	7,614	7,614	0	0	7,614
Vocational Spaces	0	7,157	7,157	0	0	7,157
Physical Education	4,180	713	-3,467	0	0	713
Subtotal	4,180	20,860	16,680	0	0	20,860
Academic Support:						
Library	8,360	650	-7,710	0	0	650
Audiovisual	0	47	47	0	0	47
Auditorium/Exhibition	2,508	1,039	-1,469	0	0	1,039
Student Services	6,270	0	-6,270	0	0	0
Subtotal	17,138	1,736	-15,402	0	0	1,736
Institutional Support:						
Office	10,450	134,686	124,236	0	0	134,686
Support Services	1,588	60,141	58,553	0	0	60,141
Custodial Services	920	1,151	231	0	0	1,151
Sanitation:						
*Student Restrooms	1,254	5,766	4,512	0	0	5,766
*Staff/Public Restrooms	209	939	730	0	0	939
Subtotal	14,421	202,683	188,262	0	0	202,683
*HVAC /Mech/Sanitation	2,144	21,087	18,943	0	0	21,087
Circulation	12,880	45,459	-32,579	0	0	45,459
Total Net Square Feet	50,764	291,825	279,367	0	0	291,825

Leased / Rented NSF not in Survey : 0

EDUCATIONAL PLANT FIVE YEAR SURVEY REPORT

College:

23-ST. PETERSBURG COLLEGE

Survey:

Survey : 3 Version : 1

Status:

Active Pending

SUMMARY OF EXISTING AND RECOMMENDED SQUARE FOOTAGE

Survey : 3 Version : 1

College Name : ST. PETERSBURG COLLEGE

Date : 6/12/2023 12:49:43 PM

Site Number : 2

Admin Site : NO

Site Name : CLEARWATER CAMPUS

SPACE CATEGORY	2027 - 2028 SPACE ALLOCATION	EXISTING INVENTORY SPACE	SPACE DEFICIT OR SURPLUS	CONSTRUCTION NSF	REMODEL NSF	SURVEY RECOMMENDED SPACE
Instructional Spaces :						
Classrooms	0	57,007	57,007	0	0	57,007
Non-Vocational Spaces	0	41,175	41,175	0	0	41,175
Vocational Spaces	109,020	11,829	-97,191	0	0	11,829
Physical Education	25,100	4,362	-20,738	0	0	4,362
Subtotal	134,120	114,373	-19,747	0	0	114,373
Academic Support:						
Library	34,320	24,978	-9,342	0	0	24,978
Audiovisual	5,451	0	-5,451	0	0	0
Auditorium/Exhibition	13,060	14,397	1,337	0	0	14,397
Student Services	22,650	7,597	-15,053	0	0	7,597
Subtotal	75,481	46,972	-28,509	0	0	46,972
Institutional Support:						
Office	37,750	54,472	16,722	0	0	54,472
Support Services	12,368	14,000	1,632	0	0	14,000
Custodial Services	3,322	1,825	-1,497	0	0	1,825
Sanitation:						
*Student Restrooms	4,530	9,170	4,640	0	0	9,170
*Staff/Public Restrooms	755	1,493	738	0	0	1,493
Subtotal	58,725	80,960	22,235	0	0	80,960
*HVAC /Mech/Sanitation	16,100	33,889	17,789	0	0	33,889
Circulation	96,705	67,587	29,118	0	0	67,587
Total Net Square Feet	381,130	343,781	-11,030	0	0	343,781

Leased / Rented NSF not in Survey : 0

EDUCATIONAL PLANT FIVE YEAR SURVEY REPORT

College:

23-ST. PETERSBURG COLLEGE

Survey:

Survey : 3 Version : 1

Status:

Active Pending

SUMMARY OF EXISTING AND RECOMMENDED SQUARE FOOTAGE

Survey : 3 Version : 1

College Name : ST. PETERSBURG COLLEGE

Date : 6/12/2023 12:49:43 PM

Site Number : 3

Admin Site : NO

Site Name : ST PETERSBURG/GIBBS

SPACE CATEGORY	2027 - 2028 SPACE ALLOCATION	EXISTING INVENTORY SPACE	SPACE DEFICIT OR SURPLUS	CONSTRUCTION NSF	REMODEL NSF	SURVEY RECOMMENDED SPACE
Instructional Spaces :						
Classrooms	0	53,890	53,890	0	0	53,890
Non-Vocational Spaces	0	50,275	50,275	0	0	50,275
Vocational Spaces	0	14,687	14,687	0	0	14,687
Physical Education	23,825	13,689	-10,136	0	0	13,689
Subtotal	23,825	132,541	108,716	0	0	132,541
Academic Support:						
Library	31,515	53,366	21,851	0	0	53,366
Audiovisual	0	762	762	0	0	762
Auditorium/Exhibition	12,295	17,986	5,691	0	0	17,986
Student Services	20,738	20,752	15	0	0	20,752
Subtotal	64,548	92,866	28,319	0	0	92,866
Institutional Support:						
Office	34,563	73,379	38,817	0	0	73,379
Support Services	6,147	8,397	2,250	0	0	8,397
Custodial Services	3,042	3,098	56	0	0	3,098
Sanitation:						
*Student Restrooms	4,148	12,051	7,904	0	0	12,051
*Staff/Public Restrooms	691	1,962	1,271	0	0	1,962
Subtotal	48,590	98,887	50,298	0	0	98,887
*HVAC /Mech/Sanitation	8,218	43,029	34,811	0	0	43,029
Circulation	49,361	96,204	-46,843	0	0	96,204
Total Net Square Feet	194,541	463,527	297,672	0	0	463,527

Leased / Rented NSF not in Survey : 0

EDUCATIONAL PLANT FIVE YEAR SURVEY REPORT

College:

23-ST. PETERSBURG COLLEGE

Survey:

Survey : 3 Version : 1

Status:

Active Pending

SUMMARY OF EXISTING AND RECOMMENDED SQUARE FOOTAGE

Survey : 3 Version : 1

College Name : ST. PETERSBURG COLLEGE

Date : 6/12/2023 12:49:43 PM

Site Number : 4

Admin Site : NO

Site Name : SEMINOLE CAMPUS

SPACE CATEGORY	2027 - 2028 SPACE ALLOCATION	EXISTING INVENTORY SPACE	SPACE DEFICIT OR SURPLUS	CONSTRUCTION NSF	REMODEL NSF	SURVEY RECOMMENDED SPACE
Instructional Spaces :						
Classrooms	0	39,257	39,257	0	0	39,257
Non-Vocational Spaces	0	9,019	9,019	0	0	9,019
Vocational Spaces	0	86	86	0	0	86
Physical Education	28,075	0	-28,075	0	0	0
Subtotal	28,075	48,362	20,287	0	0	48,362
Academic Support:						
Library	40,865	38,053	-2,812	0	0	38,053
Audiovisual	0	0	0	0	0	0
Auditorium/Exhibition	14,845	9,433	-5,412	0	0	9,433
Student Services	27,113	8,121	-18,992	0	0	8,121
Subtotal	82,823	55,607	-27,216	0	0	55,607
Institutional Support:						
Office	45,188	40,666	-4,522	0	0	40,666
Support Services	7,804	13,481	5,677	0	0	13,481
Custodial Services	3,977	1,800	-2,177	0	0	1,800
Sanitation:						
*Student Restrooms	5,423	5,304	-119	0	0	5,304
*Staff/Public Restrooms	904	863	-40	0	0	863
Subtotal	63,295	62,114	-1,181	0	0	62,114
*HVAC /Mech/Sanitation	10,452	25,236	14,784	0	0	25,236
Circulation	62,779	32,359	30,420	0	0	32,359
Total Net Square Feet	247,422	223,678	8,945	0	0	223,678

Leased / Rented NSF not in Survey : 0

EDUCATIONAL PLANT FIVE YEAR SURVEY REPORT

College:

23-ST. PETERSBURG COLLEGE

Survey:

Survey : 3 Version : 1

Status:

Active Pending

SUMMARY OF EXISTING AND RECOMMENDED SQUARE FOOTAGE

Survey : 3 Version : 1

College Name : ST. PETERSBURG COLLEGE

Date : 6/12/2023 12:49:43 PM

Site Number : 5

Admin Site : NO

Site Name : TARPON SPRINGS CAMPU

SPACE CATEGORY	2027 - 2028 SPACE ALLOCATION	EXISTING INVENTORY SPACE	SPACE DEFICIT OR SURPLUS	CONSTRUCTION NSF	REMODEL NSF	SURVEY RECOMMENDED SPACE
Instructional Spaces :						
Classrooms	0	44,800	44,800	0	0	44,800
Non-Vocational Spaces	0	20,525	20,525	0	0	20,525
Vocational Spaces	0	1,091	1,091	0	0	1,091
Physical Education	20,325	1,538	-18,787	0	0	1,538
Subtotal	20,325	67,954	47,629	0	0	67,954
Academic Support:						
Library	23,815	14,458	-9,357	0	0	14,458
Audiovisual	0	0	0	0	0	0
Auditorium/Exhibition	10,195	18,868	8,673	0	0	18,868
Student Services	15,488	17,648	2,161	0	0	17,648
Subtotal	49,498	50,974	1,477	0	0	50,974
Institutional Support:						
Office	25,813	42,879	17,067	0	0	42,879
Support Services	4,782	66,334	61,552	0	0	66,334
Custodial Services	2,272	1,263	-1,009	0	0	1,263
Sanitation:						
*Student Restrooms	3,098	5,976	2,879	0	0	5,976
*Staff/Public Restrooms	516	973	457	0	0	973
Subtotal	36,480	117,425	80,946	0	0	117,425
*HVAC /Mech/Sanitation	6,378	20,916	14,538	0	0	20,916
Circulation	38,311	34,714	3,597	0	0	34,714
Total Net Square Feet	150,991	291,983	193,749	0	0	291,983

Leased / Rented NSF not in Survey : 0

EDUCATIONAL PLANT FIVE YEAR SURVEY REPORT

College:

23-ST. PETERSBURG COLLEGE

Survey:

Survey : 3 Version : 1

Status:

Active Pending

SUMMARY OF EXISTING AND RECOMMENDED SQUARE FOOTAGE

Survey : 3 Version : 1

College Name : ST. PETERSBURG COLLEGE

Date : 6/12/2023 12:49:43 PM

Site Number : 6

Admin Site : NO

Site Name : BAY PINES CENTER

SPACE CATEGORY	2027 - 2028 SPACE ALLOCATION	EXISTING INVENTORY SPACE	SPACE DEFICIT OR SURPLUS	CONSTRUCTION NSF	REMODEL NSF	SURVEY RECOMMENDED SPACE
Instructional Spaces :						
Classrooms	0	160	160	0	0	160
Non-Vocational Spaces	0	3,937	3,937	0	0	3,937
Vocational Spaces	0	0	0	0	0	0
Physical Education	20	0	-20	0	0	0
Subtotal	20	4,097	4,077	0	0	4,097
Academic Support:						
Library	40	0	-40	0	0	0
Audiovisual	0	0	0	0	0	0
Auditorium/Exhibition	12	0	-12	0	0	0
Student Services	30	0	-30	0	0	0
Subtotal	82	0	-82	0	0	0
Institutional Support:						
Office	50	894	844	0	0	894
Support Services	8	1,442	1,434	0	0	1,442
Custodial Services	4	129	125	0	0	129
Sanitation:						
*Student Restrooms	6	318	312	0	0	318
*Staff/Public Restrooms	1	52	51	0	0	52
Subtotal	69	2,835	2,766	0	0	2,835
*HVAC /Mech/Sanitation	10	1,276	1,266	0	0	1,276
Circulation	62	717	-655	0	0	717
Total Net Square Feet	243	8,925	10,756	0	0	8,925

Leased / Rented NSF not in Survey : 0

EDUCATIONAL PLANT FIVE YEAR SURVEY REPORT

College:

23-ST. PETERSBURG COLLEGE

Survey:

Survey : 3 Version : 1

Status:

Active Pending

SUMMARY OF EXISTING AND RECOMMENDED SQUARE FOOTAGE

Survey : 3 Version : 1

College Name : ST. PETERSBURG COLLEGE

Date : 6/12/2023 12:49:43 PM

Site Number : 8

Admin Site : NO

Site Name : HEALTH EDUCATION CEN

SPACE CATEGORY	2027 - 2028 SPACE ALLOCATION	EXISTING INVENTORY SPACE	SPACE DEFICIT OR SURPLUS	CONSTRUCTION NSF	REMODEL NSF	SURVEY RECOMMENDED SPACE
Instructional Spaces :						
Classrooms	0	28,431	28,431	0	0	28,431
Non-Vocational Spaces	0	5,146	5,146	0	0	5,146
Vocational Spaces	0	43,199	43,199	0	0	43,199
Physical Education	7,695	0	-7,695	0	0	0
Subtotal	7,695	76,776	69,081	0	0	76,776
Academic Support:						
Library	15,390	12,232	-3,158	0	0	12,232
Audiovisual	0	714	714	0	0	714
Auditorium/Exhibition	4,617	3,867	-750	0	0	3,867
Student Services	11,543	8,219	-3,324	0	0	8,219
Subtotal	31,550	25,032	-6,518	0	0	25,032
Institutional Support:						
Office	19,238	30,464	11,227	0	0	30,464
Support Services	2,924	39,167	36,243	0	0	39,167
Custodial Services	1,693	880	-813	0	0	880
Sanitation:						
*Student Restrooms	2,309	3,077	769	0	0	3,077
*Staff/Public Restrooms	385	501	116	0	0	501
Subtotal	26,548	74,089	47,541	0	0	74,089
*HVAC /Mech/Sanitation	3,948	13,621	9,673	0	0	13,621
Circulation	23,712	41,154	-17,442	0	0	41,154
Total Net Square Feet	93,451	230,672	160,503	0	0	230,672

Leased / Rented NSF not in Survey : 0

EDUCATIONAL PLANT FIVE YEAR SURVEY REPORT

College:

23-ST. PETERSBURG COLLEGE

Survey:

Survey : 3 Version : 1

Status:

Active Pending

SUMMARY OF EXISTING AND RECOMMENDED SQUARE FOOTAGE

Survey : 3 Version : 1

College Name : ST. PETERSBURG COLLEGE

Date : 6/12/2023 12:49:43 PM

Site Number : 9

Admin Site : NO

Site Name : ALLSTATE CENTER

SPACE CATEGORY	2027 - 2028 SPACE ALLOCATION	EXISTING INVENTORY SPACE	SPACE DEFICIT OR SURPLUS	CONSTRUCTION NSF	REMODEL NSF	SURVEY RECOMMENDED SPACE
Instructional Spaces :						
Classrooms	0	10,769	10,769	0	0	10,769
Non-Vocational Spaces	0	0	0	0	0	0
Vocational Spaces	0	54,322	54,322	0	0	54,322
Physical Education	2,545	2,446	-99	0	0	2,446
Subtotal	2,545	67,537	64,992	0	0	67,537
Academic Support:						
Library	5,090	2,146	-2,944	0	0	2,146
Audiovisual	0	692	692	0	0	692
Auditorium/Exhibition	1,527	0	-1,527	0	0	0
Student Services	3,818	9,838	6,021	0	0	9,838
Subtotal	10,435	12,676	2,242	0	0	12,676
Institutional Support:						
Office	6,363	29,519	23,157	0	0	29,519
Support Services	967	17,678	16,711	0	0	17,678
Custodial Services	560	463	-97	0	0	463
Sanitation:						
*Student Restrooms	764	3,419	2,655	0	0	3,419
*Staff/Public Restrooms	127	557	429	0	0	557
Subtotal	8,780	51,635	42,855	0	0	51,635
*HVAC /Mech/Sanitation	1,306	11,096	9,790	0	0	11,096
Circulation	7,842	25,291	-17,449	0	0	25,291
Total Net Square Feet	30,908	168,235	160,637	0	0	168,235

Leased / Rented NSF not in Survey : 0

EDUCATIONAL PLANT FIVE YEAR SURVEY REPORT

College:

23-ST. PETERSBURG COLLEGE

Survey:

Survey : 3 Version : 1

Status:

Active Pending

SUMMARY OF EXISTING AND RECOMMENDED SQUARE FOOTAGE

Survey : 3 Version : 1

College Name : ST. PETERSBURG COLLEGE

Date : 6/12/2023 12:49:43 PM

Site Number : 15

Admin Site : NO

Site Name : DOWNTOWN CENTER

SPACE CATEGORY	2027 - 2028 SPACE ALLOCATION	EXISTING INVENTORY SPACE	SPACE DEFICIT OR SURPLUS	CONSTRUCTION NSF	REMODEL NSF	SURVEY RECOMMENDED SPACE
Instructional Spaces :						
Classrooms	0	18,950	18,950	0	0	18,950
Non-Vocational Spaces	0	3,887	3,887	0	0	3,887
Vocational Spaces	0	938	938	0	0	938
Physical Education	1,625	554	-1,071	0	0	554
Subtotal	1,625	24,329	22,704	0	0	24,329
Academic Support:						
Library	3,250	3,753	503	0	0	3,753
Audiovisual	0	0	0	0	0	0
Auditorium/Exhibition	975	10,741	9,766	0	0	10,741
Student Services	2,438	5,755	3,318	0	0	5,755
Subtotal	6,663	20,249	13,587	0	0	20,249
Institutional Support:						
Office	4,063	22,389	18,327	0	0	22,389
Support Services	618	137,174	136,557	0	0	137,174
Custodial Services	358	775	418	0	0	775
Sanitation:						
*Student Restrooms	488	3,458	2,971	0	0	3,458
*Staff/Public Restrooms	81	563	482	0	0	563
Subtotal	5,606	164,359	158,753	0	0	164,359
*HVAC /Mech/Sanitation	834	15,688	14,854	0	0	15,688
Circulation	5,007	46,621	-41,614	0	0	46,621
Total Net Square Feet	19,735	271,246	281,263	0	0	271,246

Leased / Rented NSF not in Survey : 0

EDUCATIONAL PLANT FIVE YEAR SURVEY REPORT

College:

23-ST. PETERSBURG COLLEGE

Survey:

Survey : 3 Version : 1

Status:

Active Pending

SUMMARY OF EXISTING AND RECOMMENDED SQUARE FOOTAGE

Survey : 3 Version : 1

College Name : ST. PETERSBURG COLLEGE

Date : 6/12/2023 12:49:43 PM

Site Number : 16

Admin Site : NO

Site Name : MIDTOWN CENTER

SPACE CATEGORY	2027 - 2028 SPACE ALLOCATION	EXISTING INVENTORY SPACE	SPACE DEFICIT OR SURPLUS	CONSTRUCTION NSF	REMODEL NSF	SURVEY RECOMMENDED SPACE
Instructional Spaces :						
Classrooms	0	12,612	12,612	0	0	12,612
Non-Vocational Spaces	0	2,727	2,727	0	0	2,727
Vocational Spaces	0	0	0	0	0	0
Physical Education	1,980	0	-1,980	0	0	0
Subtotal	1,980	15,339	13,359	0	0	15,339
Academic Support:						
Library	3,960	6,713	2,753	0	0	6,713
Audiovisual	0	0	0	0	0	0
Auditorium/Exhibition	1,188	0	-1,188	0	0	0
Student Services	2,970	2,202	-768	0	0	2,202
Subtotal	8,118	8,915	797	0	0	8,915
Institutional Support:						
Office	4,950	10,160	5,210	0	0	10,160
Support Services	752	14,254	13,502	0	0	14,254
Custodial Services	436	484	48	0	0	484
Sanitation:						
*Student Restrooms	594	291	-303	0	0	291
*Staff/Public Restrooms	99	47	-52	0	0	47
Subtotal	6,831	25,236	18,405	0	0	25,236
*HVAC /Mech/Sanitation	1,016	5,076	4,060	0	0	5,076
Circulation	6,101	13,610	-7,509	0	0	13,610
Total Net Square Feet	24,046	68,176	49,072	0	0	68,176

Leased / Rented NSF not in Survey : 0

EDUCATIONAL PLANT FIVE YEAR SURVEY REPORT

College:

23-ST. PETERSBURG COLLEGE

Survey:

Survey : 3 Version : 1

Status:

Active Pending

SUMMARY OF EXISTING AND RECOMMENDED SQUARE FOOTAGE

Survey : 3 Version : 1

College Name : ST. PETERSBURG COLLEGE

Date : 6/12/2023 12:49:43 PM

Site Number : 17

Admin Site : NO

Site Name : FIRE TRAINING CENTER

SPACE CATEGORY	2027 - 2028 SPACE ALLOCATION	EXISTING INVENTORY SPACE	SPACE DEFICIT OR SURPLUS	CONSTRUCTION NSF	REMODEL NSF	SURVEY RECOMMENDED SPACE
Instructional Spaces :						
Classrooms	0	0	0	0	0	0
Non-Vocational Spaces	0	0	0	0	0	0
Vocational Spaces	0	10,957	10,957	0	0	10,957
Physical Education	0	0	0	0	0	0
Subtotal	0	10,957	10,957	0	0	10,957
Academic Support:						
Library	0	0	0	0	0	0
Audiovisual	0	0	0	0	0	0
Auditorium/Exhibition	0	0	0	0	0	0
Student Services	0	0	0	0	0	0
Subtotal	0	0	0	0	0	0
Institutional Support:						
Office	0	824	824	0	0	824
Support Services	0	0	0	0	0	0
Custodial Services	0	0	0	0	0	0
Sanitation:						
*Student Restrooms	0	287	287	0	0	287
*Staff/Public Restrooms	0	47	47	0	0	47
Subtotal	0	1,158	1,158	0	0	1,158
*HVAC /Mech/Sanitation	0	1,160	1,160	0	0	1,160
Circulation	0	2,917	-2,917	0	0	2,917
Total Net Square Feet	0	16,192	17,789	0	0	16,192

Leased / Rented NSF not in Survey : 2,546

EDUCATIONAL PLANT FIVE YEAR SURVEY REPORT

College:

23-ST. PETERSBURG COLLEGE

Survey:

Survey : 3 Version : 1

Status:

Active Pending

SUMMARY OF EXISTING AND RECOMMENDED SQUARE FOOTAGE

Survey : 3 Version : 1

College Name : ST. PETERSBURG COLLEGE

Date : 6/12/2023 12:49:43 PM

Site Number : 18

Admin Site : NO

Site Name : VETERINARY TECHNOLOG

SPACE CATEGORY	2027 - 2028 SPACE ALLOCATION	EXISTING INVENTORY SPACE	SPACE DEFICIT OR SURPLUS	CONSTRUCTION NSF	REMODEL NSF	SURVEY RECOMMENDED SPACE
Instructional Spaces :						
Classrooms	0	0	0	0	0	0
Non-Vocational Spaces	0	0	0	0	0	0
Vocational Spaces	0	12,522	12,522	0	0	12,522
Physical Education	900	0	-900	0	0	0
Subtotal	900	12,522	11,622	0	0	12,522
Academic Support:						
Library	1,800	592	-1,208	0	0	592
Audiovisual	0	0	0	0	0	0
Auditorium/Exhibition	540	0	-540	0	0	0
Student Services	1,350	0	-1,350	0	0	0
Subtotal	3,690	592	-3,098	0	0	592
Institutional Support:						
Office	2,250	5,941	3,691	0	0	5,941
Support Services	342	2,275	1,933	0	0	2,275
Custodial Services	198	254	56	0	0	254
Sanitation:						
*Student Restrooms	270	732	462	0	0	732
*Staff/Public Restrooms	45	119	74	0	0	119
Subtotal	3,105	9,321	6,216	0	0	9,321
*HVAC /Mech/Sanitation	462	3,695	3,233	0	0	3,695
Circulation	2,773	5,810	-3,037	0	0	5,810
Total Net Square Feet	10,930	31,940	24,084	0	0	31,940

Leased / Rented NSF not in Survey : 0

EDUCATIONAL PLANT FIVE YEAR SURVEY REPORT

College:

23-ST. PETERSBURG COLLEGE

Survey:

Survey : 3 Version : 1

Status:

Active Pending

Total NSF for all Sites : 1,801,968

Leased / Rented NSF not in Survey : 2,546

* : In College Surveys, New Construction for Restroom space is included in HVAC/Mech/Sanitation.

EDUCATIONAL PLANT FIVE YEAR SURVEY REPORT

College:

23-ST. PETERSBURG COLLEGE

Survey:

Survey : 3 Version : 1

Status:

Active Pending

Section 10: Facility Lists

EDUCATIONAL PLANT FIVE YEAR SURVEY REPORT

College:

23-ST. PETERSBURG COLLEGE

Survey:

Survey : 3 Version : 1

Status:

Active Pending

PROGRAM FACILITIES LIST

College : ST. PETERSBURG COLLEGE

OUT Year: 5 - 6

Survey : 3

Version: 1

Site: CLEARWATER CAMPUS

Site No: 2

Stations Allowed

Current Stations

Classroom FTE: 3,020

1,510

60

Non-Voc FTE: 2,190

547

0

Vocational FTE: 830

415

210

ICS Code	Description	Stations Per Space	SQ/FT Per Station	SQ/FT Per Space	Spaces	Total SQ Foot	Total Stations
1.23.0301X	Nursing (RN)	2	158	316	30	9,480	60
	Classroom,Related Instruct.			525	30	15,750	0
	Locker, Faculty			90	30	2,700	0
	Locker, Student			350	30	10,500	0
	Reference			350	30	10,500	0
	Storage, Material			400	30	12,000	0
				2,031	180	60,930	60
1.23.09031	Respiratory Therapist	2	80	160	30	4,800	60
	Classroom,Related Instruct.			525	30	15,750	0
	Maintenance			200	30	6,000	0
	Storage, Material			400	30	12,000	0
				1,285	120	38,550	60
1.23.03XXX	Nursing	2	158	316	15	4,740	30
				316	15	4,740	30
1.23.0404X	Orthotics	2	80	160	30	4,800	60
				160	30	4,800	60
CLEARWATER CAMPUS Totals :				3,792	345	109,020	210
Report Totals :				3,792	345	109,020	210

College:

23-ST. PETERSBURG COLLEGE

Survey:

Survey : 3 Version : 1

Status:

Active Pending

Section 11: Recommendation Details

EDUCATIONAL PLANT FIVE YEAR SURVEY REPORT

College:

23-ST. PETERSBURG COLLEGE

Survey:

Survey : 3 Version : 1

Status:

Active Pending

COLLEGE WIDE RECOMMENDATIONS

NUMBER	DESCRIPTION	ESTIMATED COST
SR.01	Correct deficiencies relating to safety to life, health, and sanitation as identified in the comprehensive Safety Inspection Report pursuant to §4.4(1) and §5(1) SREF.	0
SR.02	Necessary modifications for the physically disabled in existing buildings recommended for continued use as provided for in §255.21 F.S.	0
SR.03	Replacement of roofs at existing facilities as provided in §1.2(55) SREF and §423.12 Florida Building Code.	0
SR.04	Replace or purchase of equipment for existing facilities pursuant to §1.2(55) SREF.	0
SR.05	Provide for sanitation facilities for students, staff, and the public pursuant to §5(1) SREF and §423.2 Florida Building Code.	0
SR.06	Provide for custodial facilities pursuant to §423.20 Florida Building Code.	0
1	1	0
Total :		0

SITE RECOMMENDATIONS

NUMBER	DESCRIPTION	ESTIMATED COST
1.001	Epi Center Renovations: Enhancement of campus life safety and building system renovations. Renovate heating, ventilation, and air conditioning systems, elevator code repairs, replace emergency generators, roof renovation, parking lot sealing and striping, fire panel replacement, energy conservation projects, hardscaping, exhaust and relief equipment replacement.	5,232,000
1.002	Remodeling Building Number - 704, Building Name – SERVICES : Adding CORRECTIONS AND LAW ENFORCEMENT PROGRAM (9722 NSF) and Removing (183 NSF) Room 0102, (148 NSF) Room 0102A, (128 NSF) Room 0102B, (165 NSF) Room 0102C, (114 NSF) Room 0102D, (111 NSF) Room 0108, (189 NSF) Room 0109, (328 NSF) Room 0110, (254 NSF) Room 0113, (150 NSF) Room 0113A, (121 NSF) Room 0133B, (181 NSF) Room 0115, (55 NSF) Room 0115A, (55 NSF) Room 0115B, (815 NSF) Room 0142, (640 NSF) Room 0144, (96 NSF) Room 0144A, (99 NSF) Room 0144B, (96 NSF) Room 0144C, (119 NSF) Room 0145, (144 NSF) Room 0146, (585 NSF) Room 0148, (115 NSF) Room 0149, (110 NSF) Room 0150, (151 NSF) Room 0151, (171 NSF) Room 0152, (219 NSF) Room 0153, (117 NSF) Room 0154, (518 NSF) Room 0155, (117 NSF) Room 0156, (117 NSF) Room 0157, (164 NSF) Room 0158, (110 NSF) Room 0159, (207 NSF) Room 0160, (114 NSF) Room 0161, (117 NSF) Room 162, (73 NSF) Room 0163, (411 NSF) Room 0172, (338 NSF) Room 0173, (84 NSF) Room 0174, (443 NSF) Room 0175, (307NSF) Room 0176, (125 NSF) Room 0177, (121 NSF) Room 0178, (139 NSF) Room 0206A, (139 NSF) Room 0206B, (153 NSF) Room 0215, (157 NSF) Room 0218, (187 NSF) Room 0219, (320 NSF) Room 0220, (125 NSF) Room 0220A, (125 NSF) Room 0220B, (451 NSF) Room 0221, (107 NSF) Room 0221A, (64 NSF) Room 0221B, (568 NSF) Room 0222, (108 NSF) Room 0222A, (105 NSF) Room 0222B, (205 NSF) Room 0223, (124 NSF) Room 0224, (178 NSF) Room 0225, (186 NSF) Room 0225A, (186 NSF) Room 0225B, (72 NSF) Room 0226, (119 NSF) Room 0227, (205 NSF) Room 0228, (250 NSF) Room 0229, (109 NSF) Room 0229A, (111 NSF) Room 0230, (111 NSF) Room 0231, (111 NSF) Room 0232, (97 NSF) Room 0233A, (97 NSF) Room 0233B, (97 NSF) Room 0234A, (97 NSF) Room 0234B, (151 NSF) Room 0235, (95 NSF) Room 0236A, (95 NSF) Room 0236B, (119 NSF) Room 0237, (107 NSF) Room 0238, (0110 NSF) Room 0239, (111 NSF) Room 0240, (123 NSF) Room 0241, (189 NSF) Room 0242, (134 NSF) Room 0243, (351 NSF) Room 0244, (259 NSF) Room 0275, (207 NSF) Room 0275A, (30 NSF) Room 0275B, (328 NSF) Room 0276, (152 NSF) Room 0276A, (124 NSF) Room 0277, (419 NSF) Room 0277A, (373 NSF) Room 0277B, (129 NSF) Room 0278, (129 NSF) Room 0279, (129 NSF) Room 0280, (129 NSF) Room 0281, (236 NSF) Room 0282, (77 NSF) Room 0283, (110 NSF) Room 0284 Remodel Description: Correction and Law Enforcement programs moving from AC location. AC parcels #1 and #4 to be sold. 2017 Survey Recommendation #9.014.	4,374,900
EPICENTER Total :		9,606,900

EDUCATIONAL PLANT FIVE YEAR SURVEY REPORT

College:

23-ST. PETERSBURG COLLEGE

Survey:

Survey : 3 Version : 1

Status:

Active Pending

SITE RECOMMENDATIONS

NUMBER	DESCRIPTION	ESTIMATED COST
2.001	Clearwater Campus Renovations: Renovate underground utilities, electrical systems, fire panels, enhance campus safety, life safety, elevator code repair, building finishes, renovate heating, ventilation, and air conditioning, energy conservation projects, install lightening protection systems, renovate relief and exhaust systems, parking sealing & striping, roof replacement, installation of electrical submeters, hardscaping, landscaping, energy conservation projects.	7,485,000
2.002	New Construction: Allied Health and Student Success Center Adding Circulation (82000 NSF)	69,000,000
2.003	Remodeling Building Number - 50, Building Name – CL EAST COMM LIBRARY : Adding Tutoring (2500 NSF) and Removing (270 NSF) Room 0226, (106 NSF) Room 0227, (79 NSF) Room 0228A, (79 NSF) Room 0228B, (110 NSF) Room 0229, (119 NSF) Room 0230, (223 NSF) Room 0231, (323 NSF) Room 0232, (56 NSF) Room 0233	1,125,000
2.004	Remodeling Building Number - 35, Building Name – ETHIC AND SOCIAL SC : Adding STUDENT LOUNGE (2400 NSF) and Removing (982 NSF) Room 0111, (1354 NSF) Room 0113, Remodel Description: Adding to Room 0115 Café to accommodate students and faculty.	1,080,000
2.005	Remodeling Building Number - 36, Building Name – LANG ARTS : Adding STUDENT SUPPORT (31050 NSF) and Removing (4194 NSF) Room 0100, (100 NSF) Room 0100A, (115 NSF) Room 0100B, (77 NSF) Room 0100C, (127 NSF) Room 0100D, (77 NSF) Room 0100E, (77 NSF) Room 0100F, (77 NSF) Room 0100G, (163 NSF) Room 0100H, (186 NSF) Room 0100J, (120 NSF) Room 0101, (54 NSF) Room 0101A, (54 NSF) Room 0101B, (250 NSF) Room 0101C, (120 NSF) Room 0101D, (250 NSF) Room 0101E, (120 NSF) Room 0101F, (225 NSF) Room 0101G, (32 NSF) Room 0101H, (250 NSF) Room 0101J, (700 NSF) Room 0103, (112 NSF) Room 0103A, (692 NSF) Room 0107, (700 NSF) Room 0108, (700 NSF) Room 0109, (700 NSF) Room 0110, (700 NSF) Room 0111, (283 NSF) Room 0112, (700 NSF) Room 0113, (340 NSF) Room 0114, (700 NSF) Room 0115, (86 NSF) Room 126, (84 NSF) Room 0127, (80 NSF) Room 0128, (84 NSF) Room 0129, (78 NSF) Room 0130, (84 NSF) Room 0131, (78 NSF) Room 0132, (80 NSF) Room 0133, (80 NSF) Room 0135, (80 NSF) Room 0137, (86 NSF) Room 0139, (79 NSF)	13,972,000
2.006	Remodeling Building Number - 42, Building Name – NATURAL SCIENCE AND : Adding STUDENT SUPPORT, LABS, AND STORAGE (12725 NSF) and Removing (989 NSF) Room 0101, (948 NSF) Room 0103, (970 NSF) Room 0105, (109 NSF) Room 0108, (200 NSF) Room 0109, (109) Room 0110, (1062 NSF) Room 0111, (109 NSF) Room 0112, (400 NSF) Room 0113, (101 NSF) Room 0114, (109 NSF) Room 0116, (94 NSF) Room 0117, (94 NSF) Room 0119, (94 NSF) Room 0121, (94 NSF) Room 0123, (94 NSF) Room 0125, (94 NSF) Room 0127, (85 NSF) Room 0129, (94 NSF) Room 0131, (94 NSF) Room 0133, (94 NSF) Room 0135, (1171 NSF) Room 0157, (1171 NSF) Room 0159, (493 NSF) Room 0160, (82 NSF) Room 0160A, (82 NSF) Room 0160B, (1076 NSF) Room 0162, (1042 NSF) Room 0164, (722 NSF) Room 0166 Remodel Description: Remodel to facilitate space utilization of Biology labs, Fitness & Baseball/Softball, Math Computer labs, and Theater and Sewing.	5,726,250
2.007	Remodeling Building Number - 42, Building Name – NATURAL SCIENCE AND : Adding ANATOMY LABS (1300 NSF) and Removing (1328 NSF) Room 0220, (257 NSF) Room 0220A	585,000
2.008	Remodeling Building Number - 44, Building Name – BUSINESS TECHNOLOGIE : Adding SECURITY AND TECH SUPPORT (1410 NSF) and Removing (97 NSF) Room 0104, (102 NSF) Room 0106, (100 NSF) Room 0107, (102 NSF) Room 0108, (146 NSF) Room 0112, (169 NSF) Room 0113, (121 NSF) Room 0113A, (127 NSF) Room 0117, (107 NSF) Room 0118	634,500
2.009	Demolish Facility - SOCIAL SCIENCE, Bldg. # 33, Removing (44873 NSF)	717,968
2.010	Demolish Facility - STU ACTIVITIES, Bldg. # 37, Removing (11969 NSF)	191,504
CLEARWATER CAMPUS Total :		100,517,222

EDUCATIONAL PLANT FIVE YEAR SURVEY REPORT

College:

23-ST. PETERSBURG COLLEGE

Survey:

Survey : 3 Version : 1

Status:

Active Pending

SITE RECOMMENDATIONS

NUMBER	DESCRIPTION	ESTIMATED COST
3.001	St. Pete/Gibbs Campus Renovations: Renovation of heating, ventilation, and air conditioning system, center utilities, life safety including fire panel, roof renovation, parking lot repairs/sealing and striping, hardscape, building finishes, hardscaping, landscaping, energy conservation projects, elevator code repair.	7,660,000
3.002	Palladium Theater Life Safety Renovations: Renovate Life Safety including fire sprinkler system, roof repairs.	450,000
3.003	Remodeling Building Number - 6, Building Name – NAT SCI : Adding EMT PROGRAM (2200 NSF) and Removing (93 NSF) Room 0129, (569 NSF) Room 0133, (160 NSF) Room 0133A, (139 NSF) Room 0133B, (1196 NSF) Room 0134, (193 NSF) Room 0135, (987 NSF) Room 0136, (189 NSF) Room 0137, (453 NSF) Room 0139, (987 NSF) Room 0140, (220 NSF) Room 0141, (297 NSF) Room 0141A, (110 NSF) Room 0143A, (113 NSF) Room 0143B, (113 NSF) Room 0143C, (113 NSF) Room 0143D, (1196 NSF) Room 0144 Remodel Description: EMT program moving from AC location. AC parcels #1 and #4 to be sold. 2017 Survey Recommendation #9.014.	990,000
3.004	Remodeling Building Number - 5, Building Name – JOHNSTON TECH : Adding PARAMEDIC PROGRAM (2200 NSF) and Removing (929 NSF) Room 0228, (886 NSF) Room 0229, (906 NSF) Room 0230, (886 NSF) Room 0231, (906 NSF) Room 0232, (865 NSF) Room 0234, (1393 NSF) Room 0235 Remodel Description: Paramedic program moving from AC location. AC parcels #1 and #4 to be sold. 2017 Survey Recommendation #9.014.	990,000
3.005	Remodeling Building Number - 5, Building Name – JOHNSTON TECH : Adding NURSING PROGRAM (6970 NSF) and Removing (4591 NSF) Room 0200, (125 NSF) Room 0200A, (84 NSF) Room 0200B, (157 NSF) Room 0200C, (164 NSF) Room 0200D, (174 NSF) Room 0201, (159 NSF) Room 0203, (253 NSF) Room 0205, (255 NSF) Room 0207, (1439 NSF) Room 0208, (578 NSF) Room 0209, (663 NSF) Room 0211 Remodel Description: Nursing program moving from AC location. AC parcels #1 and #4 to be sold. 2017 Survey Recommendation #9.014.	3,136,500
3.006	Remodeling Building Number - 5, Building Name – JOHNSTON TECH : Adding LINEWORKER PROGRAM (1790 NSF) and Removing (474 NSF) Room 0139, (960 NSF) Room 0143, (933 NSF) Room 0145 Remodel Description: Lineworker program moving from AC location. AC parcels #1 and #4 to be sold. 2017 Survey Recommendation #9.014. Outdoor power pole build included.	805,500
ST PETERSBURG/GIBBS Total :		14,032,000

SITE RECOMMENDATIONS

NUMBER	DESCRIPTION	ESTIMATED COST
4.001	Seminole Campus Renovations: Renovate underground utilities, electrical systems, fire panels, enhance campus safety, life safety, building finishes, energy conservation projects, electric sub meter installation, parking lot sealing and striping, elevator code repair, installation of heat recovery chiller and VPF conversion, hardscaping, landscaping, roof replacements, building weatherproofing.	4,201,000
4.002	Remodeling Building Number - 51, Building Name – TECH LEARN CTR : Adding PHYSICAL THERAPY AND COMPUTER LABS (2760 NSF) and Removing (207 NSF) Room 0110, (117 NSF) Room 0111, (154 NSF) Room 0112, (143 NSF) Room 0113, (1495 NSF) Room 0124, (83 NSF) Room 0124A, (14 NSF) Room 0124B, (833 NSF) Room 0125, (1495 NSF) Room 0126, (23 NSF) Room 0126A, (14 NSF) Room 0126B, (1116 NSF) Room 0127, (1810 NSF) Room 0146 Remodel Description: Physical Therapy program moving from HEC location. HEC campus to be sold. 2017 Survey Recommendation #8.014. Shared computer labs to facilitate space utilization.	1,242,000
4.003	Remodeling Building Number - 52, Building Name – UNIVERSITY PARTNERSH : Adding RADIOGRAPHY (2560 NSF) and Removing (1191 NSF) Room 0216, (20 NSF) Room 0216A, (20 NSF) Room 0216B, (1217 NSF) Room 0218, (27 NSF) Room 0218A, (24 NSF) Room 0218B Remodel Description: Radiography program moving from HEC location. HEC campus to be sold. 2017 Survey Recommendation #8.014.	1,152,000
4.004	Remodeling Building Number - 52, Building Name – UNIVERSITY PARTNERSH : Adding SURGICAL TECHNOLOGY (4070 NSF) and Removing (1195 NSF) Room 0233, (20 NSF) Room 0233A, (20 NSF) Room 0233B, (1219 NSF) Room 0235, (26 NSF) Room 0235A, (26 NSF) Room 0235B, (153 NSF) Room 0237, (1152 NSF) Room 0239, (32 NSF) Room 0239A, (32 NSF) Room 0239B Remodel Description: Surgical Technology program moving from HEC location. HEC campus to be sold. 2017 Survey Recommendation #8.014.	1,831,500
4.005	New Construction Building Number - 55, Building Name – PHARMACY EDUC BLDG C : Adding DENTAL HYGIENE (8480 NSF) and Removing (320 NSF) Room 0100, (896 NSF) Room 0101, (210 NSF) Room 0101A, (105 NSF) Room 0101B, (80 NSF) Room 0101C, (165 NSF) Room 0110, (642 NSF) Room 0111, (59 NSF) Room 0111A, (149 NSF) Room 0112, (50 NSF) Room 0113, (676 NSF) Room 0115, (686 NSF) Room 0115A, (686 NSF) Room 0115B, (686 NSF) Room 0117A, (686 NSF) Room 0117B New Construction Description: Dental Hygiene program moving from HEC location. HEC campus to be sold. 2017 Survey Recommendation #8.014.	5,512,000

EDUCATIONAL PLANT FIVE YEAR SURVEY REPORT

College:

23-ST. PETERSBURG COLLEGE

Survey:

Survey : 3 Version : 1

Status:

Active Pending

SEMINOLE CAMPUS **Total :** 13,938,500

SITE RECOMMENDATIONS

NUMBER	DESCRIPTION	ESTIMATED COST
5.001	Tarpon Springs Campus Renovations: Renovate underground utilities, electrical systems, fire panels, heating, ventilation, and air conditioning, enhance campus safety, life safety, building finishes, hardscape, landscaping, energy conservation projects.	5,900,000
5.002	Beta Bldg. A/C connection to Central Plant chilled water.	400,000
5.003	BB Bldg. roof replacement (Phase 3)	750,000
5.004	Alpha, Beta, Gamma roof replacements.	550,000
5.005	Leepa-Rattner Bldg. lighting system replacement.	300,000
5.006	Upgrade Chiller Plant and controls.	1,500,000
5.007	Tarpon Springs Café Renovation - Renovation Type : Painting, Floor Cover, Electrical, Lighting, HVAC Systems, Retrofit for Technology, Furniture	200,000
5.008	Intrusion Alarm upgrade.	100,000
5.009	Parking lot sealing.	150,000
5.010	Electronic submeter installation.	250,000
5.011	Campus facilities weatherproofing.	500,000
5.012	Remodeling Building Number - 92, Building Name – COLLEGE OF EDUCATION : Adding FUNERAL SERVICES (6500 NSF) and Removing (1222 NSF) Room 0120, (122 NSF) Room 0120A, (129 NSF) Room 0122, (129 NSF) Room 0124, (129 NSF) Room 0126, (740 NSF) Room 0129, (51 NSF) Room 0129A, (98 NSF) 0129B, (114 NSF) Room 0130, (114 NSF) Room 0132. (90 NSF) Room 0134, (36 NSF) Room 0136, (923 NSF) Room 0138, (359 NSF) Room 0142, (100 NSF) Room 0144, (100 NSF) Room 0146 Remodel Description: Funeral Services program moving from HEC location. HEC campus to be sold. 2017 Survey Recommendation #8.014	4,225,000
5.013	Remodeling Building Number - 93, Building Name – ADMIN/STUDENT SRVCS : Adding ACCESSIBILITY SERVICES (1200 NSF) Remodel Description: Remodel to facilitate space utilization. Accessibly Services will reduce NSF of Room 0124 by (1200 NSF)	540,000
5.014	Remodeling Building Number - 97, Building Name – OLYMPIA : Adding COLLEGE OF EDUCATION (3000 NSF) and Removing (120 NSF) Room 0102, (496 NSF) Room 0103, (120 NSF) Room 0104, (365 NSF) Room 0105, (120 NSF) Room 0106, (541 NSF) Room 0107, (120 NSF) Room 0108, (476 NSF) Room 0109, (120 NSF) Room 0110, (226 NSF) Room 0111, (120 NSF) Room 0112, (122 NSF) Room 0113, (120 NSF) Room 0114, (296 NSF) Room 0115, (120 NSF) Room 0116, (120 NSF) Room 0118, (120 NSF) Room 0120, (120 NSF) Room 0122, (120 NSF) Room 0124, (107 NSF) Room 0126, (107 NSF) Room 0128, (107 NSF) Room 0130, (119 NSF) Room 0139, (136 NSF) Room 0140, (120 NSF) Room 0141, (136 NSF) Room 0142, (136 NSF) Room 0144, (175 NSF) Room 0150, (175 NSF) Room 0152, (210 NSF) Room 0156, (205 NSF) Room 0158, (231 NSF) Room 0159 Remodel Description: Remodel to facilitate space utilization of College of Education.	1,350,000
5.015	Remodeling Building Number - 97, Building Name – OLYMPIA : Adding COLLEGIATE HIGH SCHOOL (50 NSF), Remodel Description: Remodel to facilitate space utilization. Adding security entrance on 2nd floor of Bldg. # 97 for Collegiate High School entrance.	22,500
5.016	Remodeling Building Number - 97, Building Name – OLYMPIA : Adding EMT (13000 NSF) and Removing (943 NSF) Room 0001, (21 NSF) Room 0001A, (956 NSF) Room 0001B, (24 NSF) Room 0001C, (945 NSF) Room 0002, (20 NSF) Room 0002A, (956 NSF) Room 0003, (21 NSF) Room 0003A, (957 NSF) Room 0004, (21 NSF) Room 0004A, (949 NSF) Room 0005, (21 NSF) Room	5,850,000

EDUCATIONAL PLANT FIVE YEAR SURVEY REPORT

College:

23-ST. PETERSBURG COLLEGE

Survey:

Survey : 3 Version : 1

Status:

Active Pending

0005A, (949 NSF) Room 0006, (21 NSF) Room 0006A, (761 NSF) Room 0007, (231 NSF) Room 0007A, (224 NSF) Room 0008, (107 NSF) Room 0009, (322 NSF) Room 0009A, (107 NSF) Room 0010, (189 NSF) Room 0011, (107 NSF) Room 0012, (114 NSF) Room 0015, (200 NSF) Room 0016, (227 NSF) Room 0017, (166 NSF) Room 0018, (540 NSF) Room 0020, (1305 NSF) Room 0020E, (163 NSF) Room 0020F, (280 NSF) Room 0020G, (141 NSF) Room 0020H, (91 NSF) Room 0020I, (111 NSF) Room 0020J, (295 NSF) Room 0022A, (133 NSF) Room 0022B, (171 NSF) Room 0022C
 Remodel Description: EMT program moving from AC location. AC parcels #1 and #4 to be sold. 2017 Survey Recommendation #9.014.

5.017	Demolish Facility - NU TECH, Bldg. # 83, Removing (5253 NSF)	84,048
5.018	Demolish Facility - AGORA-STU SVCS, Bldg. # 84, Removing (8654 NSF)	138,464
5.019	Demolish Facility - ALPHA, Bldg. # 85, Removing (1897 NSF)	30,352
5.020	Demolish Facility - BETA, Bldg. # 86, Removing (2545 NSF)	40,720
5.021	Demolish Facility - GAMMA, Bldg. # 87, Removing (4155 NSF)	66,480
5.022	Demolish Facility - DELTA, Bldg. # 88, Removing (8538 NSF)	136,608
5.023	Demolish Facility - EPSILON, Bldg. # 91, Removing (4322 NSF)	69,152
5.024	New Construction: Education Center Adding Circulation (33500 NSF) and Removing (1897 NSF) ALPHA Bldg. # 85, (2545 NSF) BETA Bldg. # 86, (4155 NSF) GAMMA Bldg. # 87, (8538 NSF) DELTA Bldg. # 88, (4322 NSF) EPSILON Bldg. # 91	21,775,000

TARPON SPRINGS CAMPU Total : 44,928,324

SITE RECOMMENDATIONS

NUMBER	DESCRIPTION	ESTIMATED COST
8.001	Health Education Renovations: Elevator code compliance, fire panel replacement, heating, ventilation, and air conditioning renovations, roof repairs, parking lot sealing and striping, storm/sewer repairs.	547,141
HEALTH EDUCATION CEN Total :		<u>547,141</u>

EDUCATIONAL PLANT FIVE YEAR SURVEY REPORT

College:

23-ST. PETERSBURG COLLEGE

Survey:

Survey : 3 Version : 1

Status:

Active Pending

SITE RECOMMENDATIONS

NUMBER	DESCRIPTION	ESTIMATED COST
9.001	Allstate Renovations: Renovate heating, ventilation, and air conditioning, Bldg. utilities including electrical, elevator code repair, parking sealing and striping, Bldg. weatherproofing, roof renovation, storm and sewer, enhance life safety and fire panel system, energy conservation projects.	3,976,500
ALLSTATE CENTER Total :		3,976,500

SITE RECOMMENDATIONS

NUMBER	DESCRIPTION	ESTIMATED COST
15.001	Downtown Center Renovations: Enhancement of campus safety & Building Systems, heating, ventilation, and air conditioning renovations, lighting control system replacement, upgrade fire panels, weather proofing building, storm drain replacement, sealing & striping, energy conservation projects, elevator code repairs and renovations.	4,065,000
DOWNTOWN CENTER Total :		4,065,000

SITE RECOMMENDATIONS


NUMBER	DESCRIPTION	ESTIMATED COST
16.001	Midtown Center, Gym Renovations: Renovation of heating, ventilation, and air conditioning system, center utilities, life safety including fire panel, roof renovation, parking lot repairs, hardscape, landscaping, building finishes, energy conservation projects.	6,310,000
16.002	Remodeling Building Number - 1602, Building Name – JAMERSON MIDTOWN CNT : Adding HEALTH SCI PROGRAM (2400 NSF) and Removing (1163 NSF) Room 0324, (988 NSF) Room 0332, (708 NSF) Room 0339, (83 NSF) Room 0339A, (122 NSF) Room 0339B Remodel Description: Health Sciences program moving from HEC location. HEC campus to be sold. 2017 Survey Recommendation #8.014.	1,080,000
MIDTOWN CENTER Total :		7,390,000

SITE RECOMMENDATIONS

NUMBER	DESCRIPTION	ESTIMATED COST
17.001	Fire Training Center Renovations: Replace portables beyond their useful life, renovation of exterior lighting system. New Construction Description: Campus portables are beyond 20 year useful life.	1,750,000
FIRE TRAINING CENTER Total :		1,750,000

June 20, 2023

MEMORANDUM

TO: Board of Trustees, St. Petersburg College
FROM: Tonjua Williams, Ph.D., President 
SUBJECT: Capital Improvement Plan (CIP) for FY 2024-2025 through 2026-2027

Approval is sought from the Board of Trustees for the FY 2024-2025 Capital Improvement Plan.

The Capital Improvement Plan (CIP) is the process through which the College requests and receives construction allocations from the Public Education Capital Outlay (PECO) Fund. Each community college, college and university are required to annually submit an updated three-year plan for its capital outlay needs based upon the 5-year Educational Plant Survey. This CIP is based upon our new 5-Year Educational Plant Survey effective July1, 2023.

Projects must be recommended and approved by the Board of Trustees and a state-validated Educational Plant Survey or Amendment to be included on the annual CIP to obtain Public Education Capital Outlay (PECO), Facilities Enhancement Challenge Grant (FECG), Capital Outlay & Debt Service (CO&DS) and State Board of Education Bond (SBE Bond) funding.

The deadline to submit the CIP to the Division of Florida Colleges is July 1, 2023. The CIP information will then be tabulated, submitted and approved by the State Board of Education, to be included in the 2024-25 Capital Outlay Legislative Budget Request.


The CIP is divided into three categories:

Renovation – the general upgrade of an existing facility with no change in use (e.g. new lighting, carpeting, roof, heating, ventilating and air conditioning, and compliance with the Americans with Disabilities Act) and site improvements.

Remodeling – the changing of an existing facility by rearrangement of space, use (e.g. offices to classrooms) or any changes that impact existing.

New Construction – Design and Construction of new facilities. This also includes site acquisition.

Janette Hunt, Vice President, Finance and Business Operations; recommends approval.



**FLORIDA COLLEGE SYSTEM
CAPITAL IMPROVEMENT PLAN &
LEGISLATIVE BUDGET REQUEST
FY 2024-25**

TRANSMITTAL FORM

COLLEGE St. Petersburg College

APPROVED BY BOARD OF TRUSTEES June 20, 2023
(DATE)

SIGNATURE OF PRESIDENT OR DESIGNEE _____

PRINT NAME Janette Hunt

TITLE Vice President

DATE June 20, 2023

CONTACT PERSON NAME Janette Hunt

TELEPHONE 727-341-3229

E-MAIL Hunt.Janette@spcollege.edu

**FLORIDA COLLEGE SYSTEM
CIP 1
CURRENT STATUS OF FUNDED & BUDGETED PROJECTS FOR
YEAR 2023-2024**

CIP 1

COLLEGE: St. Petersburg Colleg
DATE: June 20, 2023

PROJECT TITLE (Include Site)	SITE No.	FUNDING SOURCE(s)	YEAR(S) FUNDED	GROSS SQUARE FEET (GSF)	PRIOR APPROPRIATED STATE FUNDS*	ADDITIONAL APPROPRIATED STATE FUNDS REQUIRED*	AMOUNT OF OTHER FUNDS	TOTAL PROJECT COSTS	ON APPROVED SURVEY?*	ON APPROVED PPL?***	CURRENT STATUS (Select One from List)	ESTIMATED OR ACTUAL COMPLETION DATE
Collegewide Exterior Painting/Pressure Washing		SCIF	2020/23					\$ 161,819.00	YES		Complete	1/30/2023
Collegewide Upgrade and Replace Fire Panels		SCIF	2020					\$ 462,458.61	YES		Construction	7/1/2023
Collegewide Furniture Reupholster & Replacement		SCIF	2020/23					\$ 278,919.74	YES		Complete	6/1/2023
Collegewide Parking Lot Sealing and Painting		SCIF	2020/22					\$ 243,697.36	YES		Complete	6/30/2022
Wayfinding and Campus Signage		SCIF	2020					\$ 200,000.00	YES		Construction	12/1/2023
Remodel Business Tech, CL	2	SCIF	2020					\$ 3,300,000.00	YES		Construction	12/31/2023
Cooling Tower Replacement, SPG	3	SCIF 86,9065.66 SODA 26,590	2018/23					\$ 895,655.66	YES		Construction	1/30/2024
								5,542,550				
CLW Campus Renovation	2	DFR MNT- SEC 197	2022/23					\$ 7,485,000.00	YES		Planning	12/31/2025
SPG Campus Renovations	3	DFR MNT- SEC 197	2022/23					\$ 7,660,000.00	YES		Planning	12/31/2025
Seminole Campus Renovations	4	DFR MNT- SEC 197	2022/23					\$ 4,201,000.00	YES		Planning	12/31/2025
Tarpon Springs Campus Renovations	5	DFR MNT- SEC 197	2022/23					\$ 5,900,000.00	YES		Construction	12/31/2025
Downtown Center Renovations	15	DFR MNT- SEC 197	2022/23					\$ 4,065,000.00	YES		Planning	12/31/2025
Palladium Theater Life Safety Renovation	3	DFR MNT- SEC 197	2022/23					\$ 450,000.00	YES		Planning	12/31/2025
Midtown Center, Gym Renovation	16	DFR MNT- SEC 197	2022/23					\$ 6,310,000.00	YES		Planning	12/31/2025
Epi Center Renovations	1	DFR MNT- SEC 197	2022/23					\$ 5,232,000.00	YES		Planning	12/31/2025
Fire Training Center Renovation	1	DFR MNT- SEC 197	2022/23					\$ 1,750,000.00	YES		Planning	12/31/2025
Allstate Renovation	9	DFR MNT- SEC 197	2022/23					\$ 3,976,500.00	YES		Planning	12/31/2025
Health Education Renovations	8	DFR MNT- SEC 197	2022/23					\$ 547,141.00	YES		Planning	12/31/2025
Beta AC connection to Central Plant chilled water	5	DFR MNT	2022/23					\$ 400,000.00	YES		Planning	12/31/2025

**FLORIDA COLLEGE SYSTEM
CIP 1
CURRENT STATUS OF FUNDED & BUDGETED PROJECTS FOR
YEAR 2023-2024**

CIP 1

COLLEGE: St. Petersburg Colleg
DATE: June 20, 2023

PROJECT TITLE (Include Site)	SITE No.	FUNDING SOURCE(s)	YEAR(S) FUNDED	GROSS SQUARE FEET (GSF)	PRIOR APPROPRIATED STATE FUNDS*	ADDITIONAL APPROPRIATED STATE FUNDS REQUIRED*	AMOUNT OF OTHER FUNDS	TOTAL PROJECT COSTS	ON APPROVED SURVEY?*	ON APPROVED PPL?***	CURRENT STATUS (Select One from List)	ESTIMATED OR ACTUAL COMPLETION DATE
BB roof replacement (Phase 3)	5	DFR MNT	2022/23					\$ 750,000.00	YES		Planning	12/31/2025
Alpha, Beta, Delta, Gamma roof replacement	5	DFR MNT	2022/23					\$ 550,000.00	YES		Planning	12/31/2025
Leepa-Rattner lighting system replacement	5	DFR MNT	2022/23					\$ 300,000.00	YES		Planning	12/31/2025
Upgrade Chiller Plant and controls	5	DFR MNT	2022/23					\$ 1,500,000.00	YES		Construction	12/31/2025
Weatherproofing	5	DFR MNT	2022/23					\$ 500,000.00	YES		Planning	12/31/2025
Tarpon Springs Café Renovation	5	DFR MNT	2022/23					\$ 200,000.00	YES		Construction	12/31/2025
Fire Panel Replacement	5	DFR MNT	2022/23					\$ 600,000.00	YES		Construction	12/31/2025
Parking lot repairs, sealing & striping	5	DFR MNT	2022/23					\$ 50,000.00	YES		Planning	12/31/2025
Electrical Submeter install	5	DFR MNT	2022/23					\$ 50,000.00	YES		Planning	12/31/2025
Intrusion Alarm	5	DFR MNT	2022/23					\$ 100,000.00	YES		Planning	12/31/2025
Chillers and mini splits replacement, Palladium	3	HEERF	2021/22					\$ 500,000.00	YES		Planning	7/30/2024
Workforce Incubator, TS	5	Transfer In \$7,830,813/Proceeds of sale RT \$429,187	2022/23					\$ 8,260,000.00	YES		Construction	7/31/2024
Simulation City (2 Modular buildings), AC	9	GRANT \$510,000/Transfer In \$400,000	2022/23					\$ 910,000.00	YES		Construction	7/30/2024
Parking Garage Barrier Arm, DT	15	SCIF	2023					\$ 100,000.00	YES		Construction	1/30/2024
								\$ 62,346,641.00				
FECGP - Natural Habitat Park & Site Improvements - Seminole Campus	4	FECGP				\$100,000		\$100,000.00	YES		Complete	
FECGP -Ren/Rem District Office Building - Epi Center	1	FECGP				\$10,000		\$ 10,000.00	YES		Complete	
FECGP -Orthotics & Prosthetics Building, Equip & Site Imp. Health Ed Ctr (pce)	8	FECGP				\$8,450		\$ 8,450.00	YES		Complete	
FECGP -Ren/Rem Palladium Bldg. - St. Petersburg/Gibbs Campus	3	FECGP				\$300		\$ 300.00	YES		Complete	
FECGP -Rem/Rem Add Student Services Building St. Petersburg Gibbs	3	FECGP				\$26,500		\$26,500.00	YES		Complete	

**FLORIDA COLLEGE SYSTEM
CIP 1
CURRENT STATUS OF FUNDED & BUDGETED PROJECTS FOR
YEAR 2023-2024**

CIP 1

COLLEGE: St. Petersburg Colleg
DATE: June 20, 2023

PROJECT TITLE (Include Site)	SITE No.	FUNDING SOURCE(s)	YEAR(S) FUNDED	GROSS SQUARE FEET (GSF)	PRIOR APPROPRIATED STATE FUNDS*	ADDITIONAL APPROPRIATED STATE FUNDS REQUIRED*	AMOUNT OF OTHER FUNDS	TOTAL PROJECT COSTS	ON APPROVED SURVEY? **	ON APPROVED PPL? ***	CURRENT STATUS (Select One from List)	ESTIMATED OR ACTUAL COMPLETION DATE
FECGP -Ren/Rem Annex 2 Building - Epi Center	1	FECGP				\$2,000,000		\$2,000,000.00	YES		Complete	
								\$2,145,250.00				

Add lines as necessary.

- NOTES:**
- * Please include any outstanding Facility Enhancement Challenge Grant Projects that remain eligible for future funding and indicate how any state match funds will be used as a note. (Identify by adding FECGP in parentheses at the end of project name.)
 - ** Projects using state funds and/or Capital Improvement Fees must be survey recommended (except for maintenance & repair projects).
 - *** Projects using CO&DS funds must also be included on the constitutionally-required Project Priority List (PPL).

June 20, 2023

MEMORANDUM

TO: Board of Trustees, St. Petersburg College

FROM: Tonjua Williams, Ph.D., President

SUBJECT: Capital Improvement Plan (CIP) for FY 2024-2025 through 2026-2027

Approval is sought from the Board of Trustees for the FY 2024-2025 Capital Improvement Plan.

The Capital Improvement Plan (CIP) is the process through which the College requests and receives construction allocations from the Public Education Capital Outlay (PECO) Fund. Each community college, college and university are required to annually submit an updated three-year plan for its capital outlay needs based upon the 5-year Educational Plant Survey. This CIP is based upon our new 5-Year Educational Plant Survey effective July1, 2023.

Projects must be recommended and approved by the Board of Trustees and a state-validated Educational Plant Survey or Amendment to be included on the annual CIP to obtain Public Education Capital Outlay (PECO), Facilities Enhancement Challenge Grant (FECG), Capital Outlay & Debt Service (CO&DS) and State Board of Education Bond (SBE Bond) funding.

The deadline to submit the CIP to the Division of Florida Colleges is July 1, 2023. The CIP information will then be tabulated, submitted and approved by the State Board of Education, to be included in the 2024-25 Capital Outlay Legislative Budget Request.

The CIP is divided into three categories:

Renovation – the general upgrade of an existing facility with no change in use (e.g. new lighting, carpeting, roof, heating, ventilating and air conditioning, and compliance with the Americans with Disabilities Act) and site improvements.

Remodeling – the changing of an existing facility by rearrangement of space, use (e.g. offices to classrooms) or any changes that impact existing.

New Construction – Design and Construction of new facilities. This also includes site acquisition.

Janette Hunt, Vice President, Finance and Business Operations; recommends approval.

**FLORIDA COLLEGE SYSTEM
CIP 2 SUMMARY
CAPITAL IMPROVEMENT PLAN AND LEGISLATIVE BUDGET REQUEST
2024-2025 through 2026-2027**

CIP 2

COLLEGE: St. Pete

MAINTENANCE, REPAIR & RENOVATION PROJECTS

PRIORITY #	INITIAL REQUEST YEAR	PROJECT TYPE	PROJECT TITLE (include Site)	SITE No.	2024-2025	2025-2026	2026-2027	THREE YEAR TOTAL	TOTAL PRIOR APPROP	LOCAL FUNDS	TOTAL PROJECT COST*	ON APPROVED SURVEY?
								\$0			\$0	
								\$0			\$0	
								\$0			\$0	
								\$0			\$0	
								\$0			\$0	
								\$0			\$0	
								\$0			\$0	

*Total Project Cost includes funding from all sources

TOTAL MAINTENANCE, REPAIR & RENOVATION PROJECTS \$ - \$0 - \$ -

REMODELING, NEW CONSTRUCTION, REPLACEMENT & ACQUISITION PROJECTS

PRIORITY #	INITIAL REQUEST YEAR	PROJECT TYPE	PROJECT TITLE (include Site)	SITE No.	2024-2025	2025-2026	2026-2027	THREE YEAR TOTAL	TOTAL PRIOR APPROP	LOCAL FUNDS	TOTAL PROJECT COST*	ON APPROVED SURVEY?
1	2023	New Const	Allied Health and Student Success Center	2	\$51,617,246	\$4,097,869	\$4,284,885	\$60,000,000	\$0	\$8,893,702	\$68,893,702	YES
								\$0			\$0	
								\$0			\$0	

*Total Project Cost includes funding from all sources

TOTAL REMODELING, NEW CONSTRUCTION, REPLACEMENT & ACQUISITION PROJECTS \$51,617,246 \$4,097,869 \$4,284,885 \$60,000,000

GRAND TOTAL OF ALL PROJECTS \$ 51,617,246 \$ 4,097,869 \$ 4,284,885 \$ 60,000,000

FLORIDA COLLEGE SYSTEM
CIP 3A CAPITAL PROJECT EXPLANATION
2024-2025 through 2026-2027

CIP 3A

College Name	Saint Petersburg College			
Project Title	Allied Health and Student Success Center			
Budget Entity Priority	1			
Statutory Authority	Sec. 1013.64(4)(a)			
Type of Project	Renovation	Remodel	New Construction	Acquisition
			X	

GEOGRAPHIC LOCATION

Official College Site Number	Site Street Address	City	County
2	2465 Drew Street, Clearwater FL, 33765	Clearwater	Pinellas

PROJECT NARRATIVE: SURVEY RECOMMENDATIONS, JUSTIFICATION, & EXPLANATION OF EXTRAORDINARY COSTS (IF APPLICABLE)

Project Justification:
 On February 21st, 2023, St. Petersburg College Board of Trustees authorized the disposal of the Health Education Center (HEC), Site # 8 (Survey #2, Version 18, Recommendation # 8.014), due to the facility age, facility conditions, and remodel/renovation cost. HEC currently houses the College's Nursing, Surgical Tech. Orthoptic and Prosthetics, Health Sciences, NIP Tutoring, Radiography, EMT/EMS/Paramedic, Respiratory programs. The Clearwater campus has been recommended as the ideal location for the Nursing, Respiratory and Orthotics and Prosthetics programs.

Project Scope:
 Design and construction of an approximately 82,000 sq ft health education and student success facility on the Clearwater campus, Site # 2. The proposed facility will be located where the current Social Science facility (SS Bldg.) is located on the campus. Demolition of the SS Bldg. and the addition of temporary portables will be necessary for this project.

RESERVE ESCROW 0.5% (per s. 1001.03(18)(c) , F.S.)

Building value: \$55,004,952

Source of valuation for remodel or renovation:
 1st year escrow deposit amount: \$275,025
 Escrow funding source: SCIF

Comments:

Initial Year Requested: _____ Has this project ever been vetoed? If so, list year(s): _____ No

List All Proposed Sources of Funding:

Projected Bid Date/Start of Construction (Month, Year): May 2025
Projected Occupancy Date (Month, Year): December 2027

Funding Educational Specifications Section (must be completed for all first-year priority construction)

Date of Survey	Survey Recommendation No.	Space Category	Survey Recommended Total NSF	NSF used	Student Stations Used
6/21/2017	8.014	Teaching Lab	82,000		TBD
Total NSF Used				0	

CIP 3B COST WORKSHEET

Saint Petersburg College

Allied Health and Student Success Center

CIP 3B

BUILDING SPACE DESCRIPTION

Teaching Labs

NEW CONSTRUCTION					
CATEGORY	NSF	GSF	\$/GSF	Local Factor	Const. Cost
Classrooms	7,000	9,943	\$ 435.75	1.03	\$ 4,462,642
Teaching Labs	50,000	71,020	\$ 456.52	1.03	\$ 33,394,712
Library		0	\$ 386.29	1.03	\$ -
Vocational Labs		0	\$ 551.04	1.03	\$ -
Offices		0	\$ 470.45	1.03	\$ -
Auditorium - Exhibits		0	\$ 491.85	1.03	\$ -
Instructional Media		0	\$ 319.16	1.03	\$ -
Gymnasium		0	\$ 344.27	1.03	\$ -
Student Services	25,000	35,510	\$ 468.83	1.03	\$ 17,147,598
Support Services		0	\$ 320.32	1.03	\$ -
TOTAL	82,000	116,473	Wt. Avg. 447.5		
New Construction Cost					\$ 55,004,952
REMODELING/RENOVATION*	NSF*	GSF*	\$/GSF*	Local Factor	Const. Cost
<i>NOTE: Remodel \$/GSF calculated as 65% of new construction rate for the Student Services space category.</i>		0		1.03	\$ -
				1.03	\$ -
TOTAL	-	0			\$ -
Remodeling/Renovation Cost*					\$ -
<p>*Note: Remodeling should not exceed 65% of New Construction Cost. Renovation should not exceed 30% of New Construction Cost. Also, DO NOT use the new square footage net to gross ratio for Remodeling projects. Calculate your existing N:G ratio using the actual building net and gross sf numbers. Renovation projects use net square feet only.</p>					
Base Construction for New & Rem/Ren					\$ 55,004,952
Site development/improvement** (2.6%)					
Total Base Construction Costs					\$ 55,004,952

**Note: If 2.6% is used for basic site dev/imp, do not request additional extraordinary construction costs for sitework below.

PROJECT COMPONENT COSTS & PROJECTIONS

		Costs	Year 1	Year 2	Year 3	TOTAL
		Incurred to date	2024-2025	2025-2026	2026-2027	
1. CONSTRUCTION COSTS						
a.	Total Base Construction Cost (from above)		\$55,004,952			\$55,004,952
Additional Extraordinary Construction Costs						
b.	Environmental Impacts/Mitigation					\$0
c.	Site preparation					\$0
d.	Landscape/Irrigation					\$0
e.	Plaza/Walks					\$0
f.	Roadway improvements					\$0
g.	Parking spaces:					\$0
h.	Telecommunication					\$0
i.	Electrical service					\$0
j.	Water distribution					\$0
k.	Sanitary sewer system					\$0
l.	Chilled water system					\$0
m.	Storm water system					\$0
n.	Energy efficient equipment					\$0
o.	Other: access control system					\$0
Subtotal: CONSTRUCTION COSTS		\$0	\$55,004,952	\$0	\$0	\$55,004,952
2. OTHER PROJECT COSTS						
a.	Land/existing facility acquisition***	\$0				\$0
b.	Professional Fees					
	1) Planning/programming (1%)		\$385,035	\$165,015		\$550,050
	2) A/E fees (7.8%)		\$3,003,270	\$1,287,116		\$4,290,386
	3) Inspection Services*** (sugg. 0.5%)			\$275,025		\$275,025
	4) On-site representation (1.3%)			\$357,532	\$357,532	\$715,064
	5) Other prof. services*** (sugg. 0.5%)		\$275,025			\$275,025
c.	Testing/surveys (2.2%)		\$1,210,109			\$1,210,109
d.	Permit/Environmental Fees***		\$82,507	\$330,030		\$412,537
e.	Miscellaneous cost*** (sugg. 1-3%)		\$550,050			\$550,050
f.	Movable equipment/furnishings (10.2%)			\$1,683,152	\$3,927,354	\$5,610,505
*** As needed	Subtotal: OTHER PROJECT COSTS	\$0	\$5,505,996	\$4,097,869	\$4,284,886	\$13,888,750
TOTAL PROJECT COST		\$0	\$60,510,948	\$4,097,869	\$4,284,886	\$68,893,702

PROJECT FUNDING

Funding Received to Date (all sources)			Projected Supplemental Funding			Projected PECO Requests		Total Project Cost
Source	FY	Amount	Source	FY	Amount	FY	Amount	
			CO & DS	2024/25	\$ 8,893,702	2024/25	\$ 51,617,246	(number below should equal Total Project Cost)
						2025/26	\$ 4,097,869	
						2026/27	\$ 4,284,885	
\$		-	\$ 8,893,702			\$ 60,000,000		\$ 68,893,702

DIVISION OF FLORIDA COLLEGES
2024-2025 Request for Legislative Action

College: St. Petersburg College


Requested Actions: Property acquisition (land or facilities) or construction of new facility using non-PECO fund source, which will require state operating dollars; or, request for reappropriation of funds from one project to another (survey-recommended) project.

1. None at this time.

June 20, 2023

MEMORANDUM

TO: Board of Trustees, St. Petersburg College

FROM: Tonjua Williams, Ph.D., President 

SUBJECT: Accounts Receivable Write-Off

Pursuant to Section 1010.03, Florida Statutes, the College is submitting for approval the accounts receivable write-off list for uncollected receivables recorded prior to June 30, 2021. In each instance, the receivable is at least two years old.

Accounts older than two years are written off as receivables for financial reporting purposes; however, the debt remains outstanding as an obligation for the debtor. The debtors are not allowed to register or obtain transcripts until the debt is paid in full.

Last year, we projected a 70% decrease in the write-offs due to utilization of Higher Education Emergency Relief Funds (HEERF) to pay off past due amounts and came in at an 81.3% decrease. In addition, we recovered approximately \$60,000 in prior year write-offs. We are projecting another significant decrease next year of approximately 25% due to continued use of HEERF funds to pay off past due debts. Approved write-offs for last year (FY20) totaled \$870,080.96.

Accounts to be written off totaling \$162,320.00 are summarized on the following schedule:

Student Tuition/Fees Debt:	\$162,320.00
 Total	 \$162,320.00

Janette Hunt, Vice President, Finance & Business Operations; Mike Meigs, Associate Vice President, Financial & Business Services; and Christina Cullers, Director of Student Accounting and Business Systems, recommend approval.

News

- Board Updates
 - ISPS hosted their quarterly Board of Directors' meeting, along with a workshop/retreat, on May 8th at SPC Epi Center Collaborative Labs.
 - ISPS hosted a virtual Special Board of Directors' meeting on May 17th.
 - Alysen Heil, ISPS Board Member, lent her workforce expertise on a panel for a Pasco 50 event (50 of Pasco's influential companies based on their impact on the local economy through capital investment, employment, and industry leadership).
 - The Florida Board of Governors named Deveron Gibbons, ISPS Board Member and SPC Trustee, to serve on the Florida A&M University Board of Trustees.
- Team Updates
 - ISPS published its [May](#) newsletter.
 - ISPS is traveling to Indian River State College to attend the Florida College System Activities Association (FCSAA) Student Government Association (SGA) Advisors Conference on June 14th. ISPS is presenting at Wednesday's Lunch and Learn in hopes of further collaboration with students and advisors.
 - ISPS provided an update about our projects to Seminole City Council.
 - ISPS is collaborating with many community partners over the Summer, including the Westshore Alliance, Leepa-Rattner Museum of Art, SPC's Workforce Development Department, SPC's College of Business, The Mainframe, Florida Nonprofit Alliance, Florida Civic Advance and the Association of Florida Colleges.
- Staff Highlights
 - Kimberly Jackson, ISPS Executive Director, was appointed to the Florida Bar Citizens Advisory Committee.
 - Aron Bryce, ISPS Statewide Coordinator, graduated from Leadership St. Pete – Class of 2023. Kimberly Jackson, Sam Jenkins, Matthew Lee and ISPS Board Chair Jo-Lynn Brown attended the ceremony.



Kindly follow us on:



Kimberly G. Jackson, Esq.
Executive Director
ISPS

Foundation Report

BOT June 2023 Update

Mission Moment

David Quesada is a father of two who feels that a continuation of school and the chance to receive an education will help him not only professionally, but personally as well. David says, "I think education enriches our life, the way we relate to people around us and allows us to contribute to our society."

David's thank you message to the donor:

Dear Scholarship Sponsor,

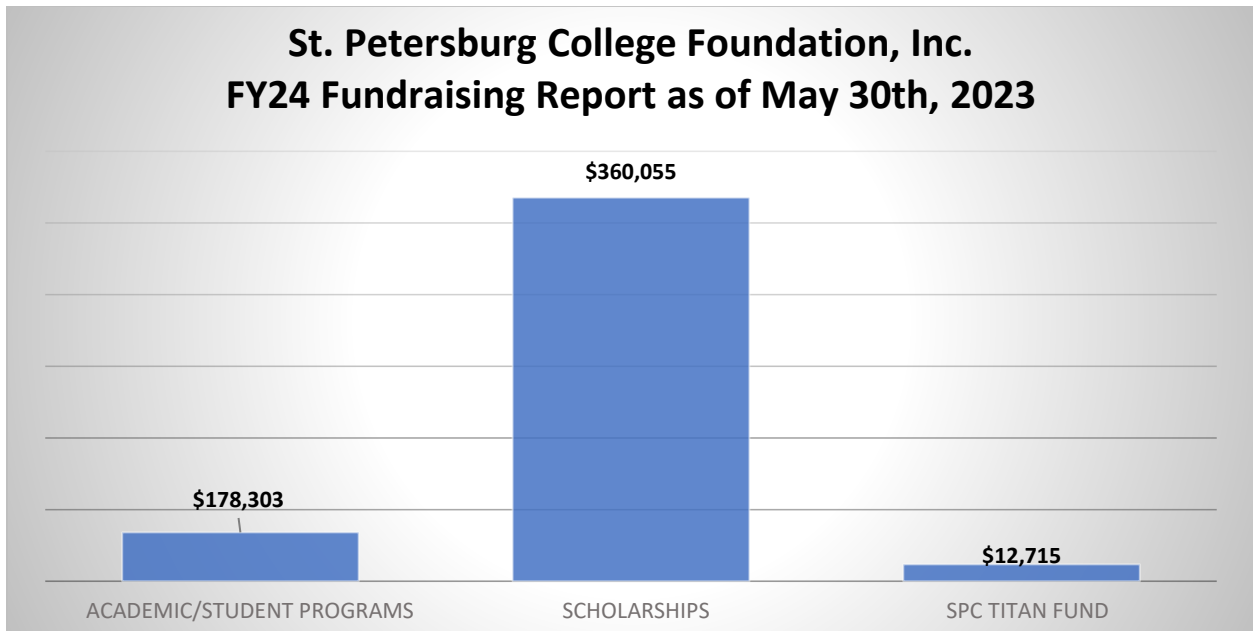
Attending a higher education institution is a great opportunity, and it is challenging. It requires effort, discipline, commitment, and love. As many of you probably know, time management is a real challenge, especially when you have a family, and you really want quality time with them. Planning is essential because everything is important and I need to make sure everything gets the attention it deserves, so balancing the time between family, school and all the other activities is really challenging; I need to be prepared for the unexpected because even though we try to plan and adhere to the schedule, there are things that force us to make changes as we go, and that is when problem solving skills and creativity are used and/or developed.

I would say that as time passes and you get more experience, the goals might not always change but what it does change is how we handle situations and the way we look at the challenges. I have always considered myself a positive person, I like to see the glass half full and try to learn as much as I can from every situation and person, I have made mistakes, but I have learned from them, and I know that we can always try to do it better, we just need to keep trying and never give up.

Finally, I would like to say that the opportunity to be part of SPC has allowed me to learn a lot. In the short term, it has given me the opportunity to meet great people that have helped me use the tools that I have in a more professional way and, in a long term it has helped me expand my knowledge and therefore my vision.

David Quesada

Dashboard



Fund Category	FY24	FY23
Academic/Student Programs	\$ 178,303	\$ 1,102,433
Scholarships	\$ 360,055	\$ 5,491,838
SPC Titan Fund	\$ 12,715	\$ 492,795
Total:	\$ 555,073	\$ 7,087,066

Expense Report:

As of May 30th, the Foundation provided the following support to SPC:

- **\$58K** in scholarships to SPC students.
- **\$267M** in program support, providing support to such programs as
 - Alumni Association
 - Academic Affairs Department
 - African American Male Initiative
 - Athletic Boosters
 - Black Girl Magic Event
 - Business Plan & Elevator Pitch Competition
 - College of Education
 - College of Nursing
 - Dental Hygiene Department
 - Fall Enrollment Initiative
 - Grants Department
 - Humanities & Fine Arts Department
 - Learning Resources Centers

- College Marketing & Communications
- Mental Health Awareness/Allied Health
- Natural Sciences
- Palladium Theater
- Social Justice Initiative
- SPC Collegiate High School
- Veterinary Technology Program
- Welcome Back Titans Event
- Women on the Way & Keys to Manhood
- Workforce Development

Success & News

On May 13th, SPC Students rounded up at the Tropicana Field for their graduation ceremony.



Photographed are students' part of the SPC community (now Alumni!) and Titus.

We couldn't be prouder of our newly graduated students and hope that they do well in their future endeavors!

Topic of the Month

- SPC Day this coming September 12th.

Palladium Board Report

June 2023

1. Florida's state budget includes \$850,000 to support the Palladium's capital campaign. The budget still requires a final approval by the governor.
2. This week the Palladium will launch our Summer Concert Series, this year entitled: Palladium Summer Jam. Our summer features lots of local and regional bands and artists, including our second year in partnership with the Clearwater Jazz Holiday. "Summer" at the Palladium covers July, August and most of September.
3. The Palladium's chamber series celebrated its 10th season, with the final of five concerts happening in May. Our audiences have returned to pre-COVID levels. With ticket sales, corporate donors and private donors, the series was well in the black this season. Overall income of \$72,500, was the highest in our 10-year history, against expenses of just under \$50,000.
4. Palladium Events for June 2023: <https://mypalladium.org/event-listing/>

**Leepa-Rattner Museum of Art (LRMA)
June 2023 Report of SPC BOT**

LRMA Exhibitions

Summer 2023

- **Material Mastery: Florida CraftArt Permanent Collection of Fine Craft** (June 10-August 27, 2023)
 - LRMA is partnering with the St. Petersburg-based craft organization Florida CraftArt to present an exhibition of their collection featuring more than 50 works by celebrated fine craft artists in fibers, glass, and ceramics. A partnership with Dunedin Fine Art Center's fiber arts exhibits will include collaborative programs.
- **Herb Snitzer: In the Present** (February 18- June 25, 2023)
 - Herb Snitzer was a renowned photojournalist, best known for his iconic jazz portraits including Miles Davis, Louis Armstrong and Nina Simone.
- **Do I know My Own Shadow: Latin Artists from the LRMA Collection** (July 1 – September 3, 2023)
 - Through the lens of the LRMA collection, Latin artists come together as a chorus of unique voices and experiences, calling attention to contemporary conversations of cultural heritage representation.

Fall 2023

- **SPC Visual Arts Faculty Exhibition** (September 16-December 17, 2023)
- **Donald Saff: Constellation Series** (September 16-December 17, 2023)

LRMA Education/Programs – LRMA is collaborating with SPC Faculty, Florida CraftArt, Dunedin Fine Art Center and Palm Harbor Library to create cross-disciplinary programs.

Programs continue to be added. Please visit <https://leeparattner.org/calendar/>

- Weekly **Docent tours:** Wednesdays & Sundays at 2:00 p.m.
- Monthly **Focus Friday lecture series,** first Fridays at noon.
- Jan. 20-Jun. 16 **Leap into Art: Monthly children's story/art hour.** Partner with Palm Harbor Library, 3-4pm.
- Jun. 22 **Gallery Talk:** Collecting Contemporary Fine Craft, Katie Deits, CEO of Florida CraftArt, 6-7pm
- Coming Fall 2023 Smithsonian Free Museum Day, Faculty Show Gallery Talks, Portfolio Day for SPC Students


LRMA in the News –

- Creative Pinellas – Herb Snitzer exhibition and talk by Robin O'Dell 5/5/23
<https://creativepinellas.org/magazine/herb-snitzer-an-immeasurable-difference/>
- 83 Degrees – May Arts Round up (Herb Snitzer talk) 5/4/23
[May arts roundup: concerts, fringe fest, shrimp-themed immersive art...and so much more \(83degreesmedia.com\)](https://83degreesmedia.com/may-arts-roundup-concerts-fringe-fest-shrimp-themed-immersive-art-and-so-much-more/)
- Tampa Bay Magazine – MASF Brunch picture of Christine with Kay Petryszak MASF Board President
- Creative Loafing 5/1/23
[St. Pete showcases area's best photographers for International Month of Photography | Events & Film | Tampa | Creative Loafing Tampa Bay \(cltampa.com\)](https://www.creative-loafing.com/st-pete-showcases-area-s-best-photographers-for-international-month-of-photography-events-film-tampa-creative-loafing-tampa-bay-cltampa.com)

June 20, 2023

MEMORANDUM

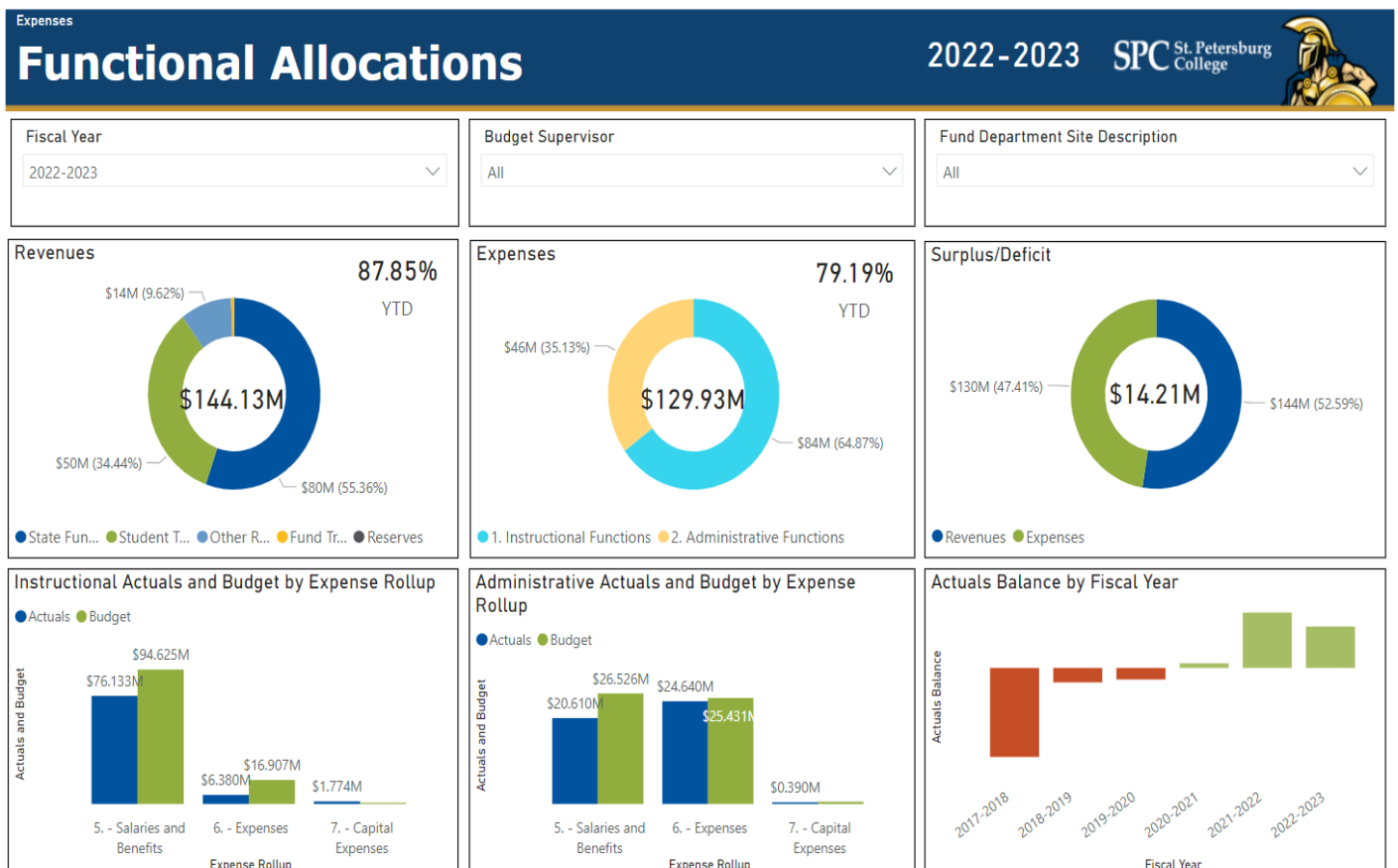
TO: Board of Trustees, St. Petersburg College

FROM: Tonjua Williams, Ph.D., President 

SUBJECT: Fiscal Year 2022-2023 College General Operating Budget Report with Tuition Revenue

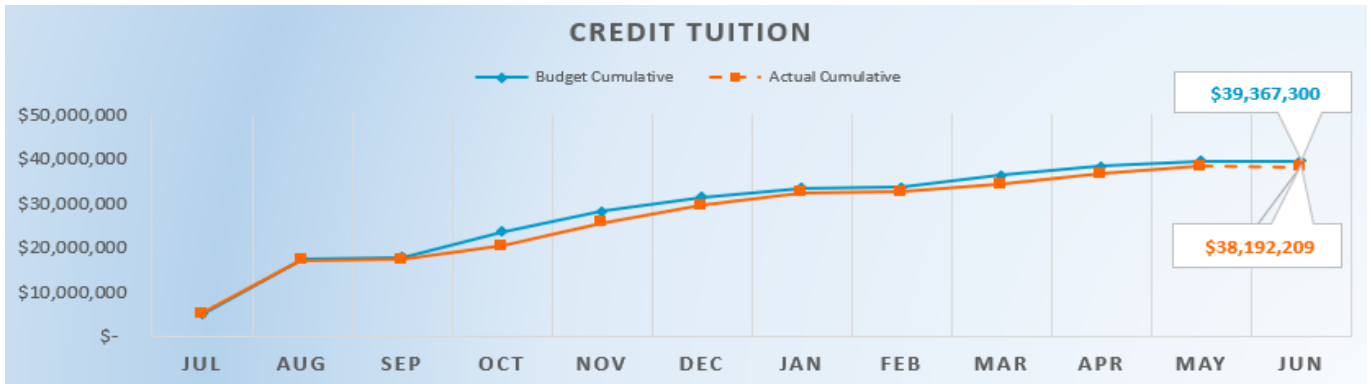
The FY22-23 fund 1 operating budget report through May 31, 2023, is attached.

As of May 31, 2023, the overall revenue was \$144.13M, which represents 87.85 % of the operating budget. The overall expense was \$129.93M, which represents 79.19 % of the operating budget. Personnel expenses represent 73.84 % of the annual operating budget. As of this report date, personnel expenses total \$96.74M or 80 % of the total budget of personnel expenses. Instructional personnel expenses account for \$76.1M and \$20.64M for Administration personnel expenses. Current and Capital expenses total \$33.19M. The net balance of revenue less expense is \$14.21M.

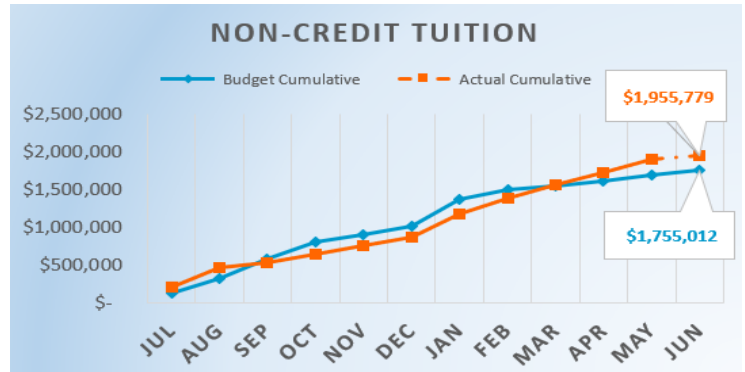


Displayed below are charts for projected tuition revenue. There are three types of tuition revenue: credit tuition, non-credit tuition, and postsecondary adult vocational tuition.

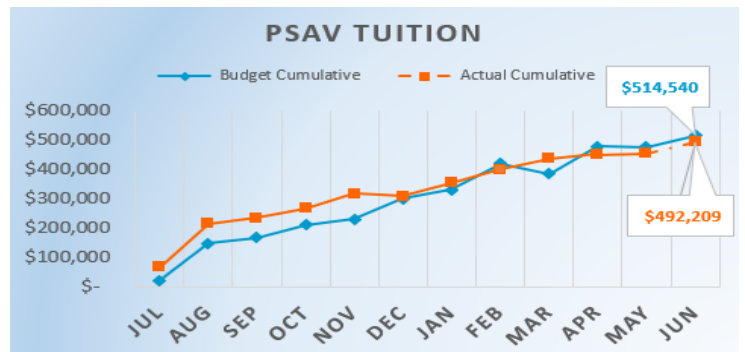
Credit Tuition Revenue – The chart below displays the credit tuition portion of the budget to the trending projected amount. As of May 31, 2023, the tuition projected is \$1.18M below the budgeted amount.



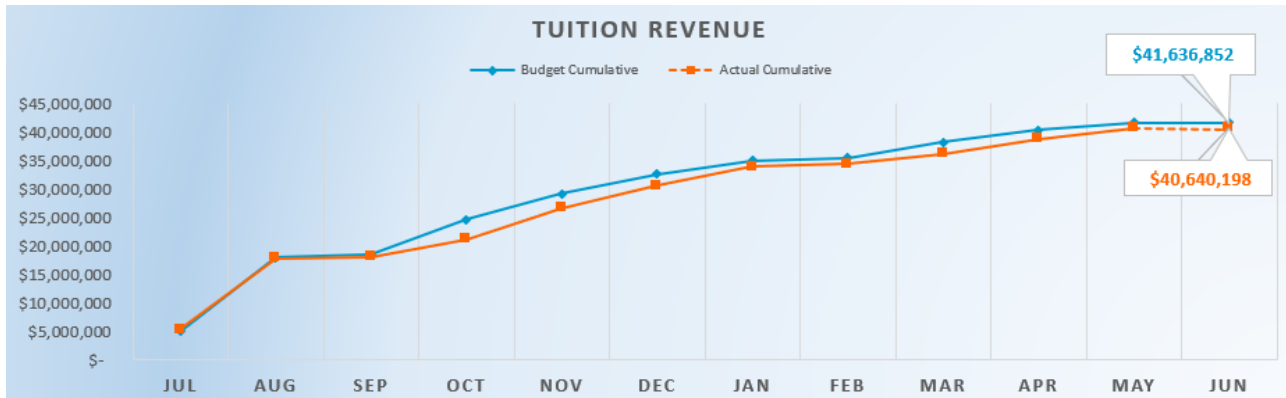
Non-Credit Tuition Revenue – The chart to the right displays the non-credit portion of the budget to the trending projected amount. As of May 31, 2023, the tuition projected is \$200K above the budgeted amount.



Postsecondary Adult Vocational Tuition Revenue – The chart to the right displays the Postsecondary Adult Vocational (PSAV) portion of the budget to the trending projected amount. As of May 31, 2023, the tuition projection is \$22K below the budgeted amount.



Total Tuition Revenue - The chart below displays the total operating tuition budget to the trending projected amount. As of May 31, 2023, the overall tuition projected is \$1M below the budgeted amount.



Janette Hunt, Vice President, Finance and Business Operations; and Dr. Hector Lora, Associate Vice President, Budgeting.

Attachment



Operating Budget Report
May, 31 2023

	Budget	Actual	% of YTD
Revenue			
Student Tuition & Fees	\$ 51,981,580	\$ 49,644,174	96%
State Funding	\$ 91,118,156	\$ 79,788,737	88%
Other Revenues	\$ 11,359,768	\$ 13,858,654	122%
Fund Transfers In	\$ 1,500,000	\$ 841,809	56%
Reserve	\$ 8,101,252		
Total Revenue	\$ 164,060,756	\$ 144,133,374	88%
Expenses			
	Budget	Actual	% of YTD
Instruction	\$ 62,561,377	\$ 48,781,753	78%
Public Services	\$ 995	\$ -	0%
Academic Support	\$ 26,071,026	\$ 19,058,375	73%
Student Support	\$ 22,952,552	\$ 16,447,694	72%
Total Instructional	\$ 111,585,950	\$ 84,287,821	76%
Institutional Support	\$ 26,825,016	\$ 19,822,713	74%
Physical plant Operation and Maintenance	\$ 17,607,303	\$ 17,107,088	97%
Student Financial Assistance	\$ 2,372,798	\$ 2,274,335	96%
Contingency, Transfer, Etc	\$ 5,669,689	\$ 6,435,265	114%
Total Administrative	\$ 52,474,806	\$ 45,639,401	87%
Total Operating Expenses	\$ 164,060,756	\$ 129,927,222	79%
Balance	\$ -	\$ 14,206,153	

*FY2022-23 excludes Net Pension adjustments.



St. Petersburg Collegiate High Schools

**Governing Board Meeting
EPICenter, 1-453
June 20, 2023**

Agenda

1. 2023-24 Mental Health Opt-In Plans [approval requested]
2. 2023-24 Proposed SPCHS Calendar [approval requested]
3. 2023-24 School Messenger Opt-In Plan [approval requested]
4. 2023-24 Update and Proposed Budget for St. Petersburg Collegiate STEM High School (SPCSHS) [approval requested] and 2023-23 Highlights
5. 2023-24 Proposed Budget for St. Petersburg Collegiate High School North Pinellas (SPCHSNP) [approval requested] and 2022-23 Highlights
6. 2023-24 Proposed Budget for St. Petersburg Collegiate High School [approval requested] and 2022-23 Highlights



Vision:
100% Student Success

Mission:
"Educate and prepare each student for college, career and life."

ADMINISTRATION BUILDING
301 Fourth St. SW
P.O. Box 2942
Largo, FL 33779-2942
Ph. (727) 588-6000

SCHOOL BOARD OF
PINELLAS COUNTY, FLORIDA
Chairperson
Eileen M. Long

Vice Chairperson
Lisa N. Cane

Nicole M. Carr, Ph.D.
Carol J. Cook
Bill Dudley
Caprice Edmond
Laura Hine

Superintendent
Michael A. Grego, Ed.D.

Pinellas County Charter School Mental Health Assistance Allocation Plan Selection

It is the intention of St. Petersburg Collegiate High School to be included in the Pinellas School District Mental Health Assistance Allocation Plan.

Charter School Administrator Signature:

Raquel Hairston

Date approved by the charter school governing board:

June 20, 2023

OR

It is the intention of _____ Charter School to **NOT** be included in the Pinellas School District Mental Health Assistance Allocation Plan. The school will develop their own plan to be approved and submitted to the district for state approval.

Charter School Administrator Signature:

Date: _____

District Superintendent Signature:



School Messenger

Opt In/Opt Out Form

It is the intention of St. Petersburg Collegiate STEM High School Charter School to Opt In to School Messenger

for the 2023-2024 school year. We understand that the cost is \$1.15/per student and that student counts are based on Survey 2.

Please check one: Include Automated Attendance Do NOT Include Automated Attendance

Charter School Administrator Signature:

Date: May 9, 2023

Raquel Hairston

Date approved by the charter school governing board:

6/20/23

—

OR

It is the intention of _____ Charter School to **NOT** Opt In to

School Messenger for the _____ school year. We understand that by not opting in now, we will not be able to opt in until the upcoming school year.

Charter School Administrator Signature:

Date: _____

Date approved by the charter school governing board:



School Messenger

Opt In/Opt Out Form

It is the intention of St. Petersburg Collegiate High School to Opt In to School Messenger for the 2023-2024 school year. We understand that the cost is \$1.15/per student and that student counts are based on Survey 2.

Please check one: Include Automated Attendance Do NOT Include Automated Attendance

Charter School Administrator Signature:

Date: 5/8/2023

Ann Cole Date

approved by the charter school governing board:

June 20, 2023

OR

It is the intention of _____ Charter School to **NOT** Opt In to School Messenger for the _____ school year. We understand that by not opting in now, we will not be able to opt in until the upcoming school year.

Charter School Administrator Signature:

Date: _____

Date approved by the charter school governing board:



Vision:
100% Student Success

Mission:
"Educate and prepare each student for college, career and life."

ADMINISTRATION BUILDING
301 Fourth St. SW
P.O. Box 2942
Largo, FL 33779-2942
Ph. (727) 588-6000

**SCHOOL BOARD OF
PINELLAS COUNTY, FLORIDA**
Chairperson
Eileen M. Long

Vice Chairperson
Lisa N. Cane

Nicole M. Carr, Ph.D.
Carol J. Cook
Bill Dudley
Caprice Edmond
Laura Hine

Superintendent
Michael A. Grego, Ed.D.

Pinellas County Charter School Mental Health Assistance Allocation Plan Selection

It is the intention of St. Petersburg Collegiate High School to be included in the Pinellas School District Mental Health Assistance Allocation Plan.

Charter School Administrator Signature:

Date approved by the charter school governing board:

June 20, 2023

OR

It is the intention of _____ Charter School to **NOT** be included in the Pinellas School District Mental Health Assistance Allocation Plan. The school will develop their own plan to be approved and submitted to the district for state approval.

Charter School Administrator Signature:

Date: _____

District Superintendent Signature:



Vision:
100% Student Success

Mission:
"Educate and prepare each student for college, career and life."

ADMINISTRATION BUILDING
301 Fourth St. SW
P.O. Box 2942
Largo, FL 33779-2942
Ph. (727) 588-6000

SCHOOL BOARD OF
PINELLAS COUNTY, FLORIDA
Chairperson
Eileen M. Long

Vice Chairperson
Lisa N. Cane

Nicole M. Carr, Ph.D.
Carol J. Cook
Bill Dudley
Caprice Edmond
Laura Hine

Superintendent
Michael A. Grego, Ed.D.

Pinellas County Charter School Mental Health Assistance Allocation Plan Selection

It is the intention of **St. Petersburg Collegiate High School North Pinellas** Charter School to be included in the Pinellas School District Mental Health Assistance Allocation Plan.

Charter School Administrator Signature:

Ryan Halstead

Date approved by the charter school governing board:

June 20, 2023

OR

It is the intention of _____ Charter School to **NOT** be included in the Pinellas School District Mental Health Assistance Allocation Plan. The school will develop their own plan to be approved and submitted to the district for state approval.

Charter School Administrator Signature:

Date: _____

District Superintendent Signature:



School Messenger

Opt In/Opt Out Form

It is the intention of **St. Petersburg Collegiate High School North Pinellas** Charter School to Opt In to School Messenger

for the **2023-2024** school year. We understand that the cost is \$1.15/per student and that student counts are based on Survey 2.

Please check one: Include Automated Attendance Do NOT Include Automated Attendance

Charter School Administrator Signature:

Date: 5-9-23

Ryan Halstead

Date approved by the charter school governing board:

June 20, 2023

OR

It is the intention of _____ Charter School to **NOT** Opt In to School Messenger for the _____ school year. We understand that by not opting in now, we will not be able to opt in until the upcoming school year.

Charter School Administrator Signature:

Date: _____

Date approved by the charter school governing board:

**St. Petersburg Collegiate High School
Proposed Budget
2023-2024**

	Proposed Budget	Approved Budget
	FY 2024	FY 2023
	7/1/2023 - 6/30/2024	7/1/2022 - 6/30/2023
Revenue		
Funding Sources		
FEFP Funding (235 Students)	\$ 2,076,469	\$ 1,973,127
Capital Outlay Funding	110,000	110,000
Title II Professional Development Reimbursement	8,429	7,871
Title IV (SSAE)	5,278	4,282
Total Funding Sources	\$ 2,200,176	\$ 2,095,280
Operating Expenses		
Personnel Cost		
Instructional	518,296	572,245
Administrative and Instructional Support	666,863	558,771
Plant Operation	29,063	30,264
Temporary (Non-recurring)	22,418	14,320
Total Personnel Cost	\$ 1,236,640	\$ 1,175,600
Current Expense		
Professional Development & Workshops	12,819	8,000
Textbooks and Instructional Materials	161,000	166,271
Minor Equipment	10,000	10,000
Facility Lease (Partially from Capital Outlay Funds)	224,729	220,322
Professional Services & Fees	33,498	42,000
Insurance	10,000	9,661
Food	48,500	47,653
Office Supplies and Equipment	18,500	8,479
Furniture and Fixtures	148,000	0
Printing/Photocopying/Advertising	41,500	25,000
Total Current Expense	\$ 708,546	\$ 537,386
Capital Spending		
Total Capital Spending	\$ -	\$ -
Total Budgeted Expenditures	\$ 1,945,186	\$ 1,712,986
Other Transactions: Dual Enrollment		
Dual Enrollment Tuition Expense	\$ 450,000	\$ 450,000
SPC Contribution to offset tuition	\$ (450,000)	\$ (450,000)
Ending Fund Balance Reserve (est.)	\$ 3,387,921	\$ 2,585,210

St. Petersburg Collegiate High School North Pinellas
Proposed Budget
2023-2024

	Proposed Budget	Approved Budget
	FY 2024	FY 2023
	7/1/2023 - 6/30/2024	7/1/2022 - 6/30/2023
Revenue		
Funding Sources		
FEFP Funding (210 Students)	\$ 1,745,045	\$ 1,713,397
Capital Outlay Funding	110,000	117,828
Title II Professional Development Reimbursement	6,714	5,143
A+ Recognition Award		0
Title IV (SSAE)	4,576	2,798
Budget Stabilization Reserve	0	0
Total Funding Sources	\$ 1,866,335	\$ 1,839,167
Operating Expenses		
Personnel Cost		
Instructional	398,391	522,767
Administrative and Instructional Support	441,927	455,283
Plant Operation	27,907	28,170
Temporary (Non-recurring)	22,051	14,138
Total Personnel Cost	\$ 890,276	\$ 1,020,358
Current Expense		
Professional Development & Workshops	3,593	5,500
Textbooks and Instructional Materials	139,700	148,500
Minor Equipment	10,000	10,000
Facility & Lease	285,070	280,363
Professional Services & Fees	34,000	34,400
Insurance	10,000	9,661
Food	40,000	40,000
Office Supplies and Equipment	9,617	10,264
Printing/Photocopying/Advertising	36,801	28,000
Total Current Expense	\$ 568,781	\$ 566,688
Capital Spending		
Total Capital Spending	\$ -	\$ -
Total Budgeted Expenditures	\$ 1,459,056	\$ 1,587,046
Other Transactions: Dual Enrollment		
Dual Enrollment Tuition Expense	\$ 450,000	\$ 450,000
SPC Contribution to offset tuition	\$ (450,000)	\$ (450,000)
Ending Fund Balance Reserve (est.)	\$ 1,925,602	\$ 1,076,450

**St. Petersburg Collegiate STEM High School
Proposed Budget
2023-2024**

	Proposed Budget	Approved Budget
	FY 2024	FY 2023
	7/1/2023 - 6/30/2024	7/1/2022 - 6/30/2023
Revenue		
Funding Sources		
FEFP Funding (150 Students)	\$ 1,282,577	\$ 467,536
Capital Outlay Funding	0	0
Title II Professional Development Reimbursement	1,970	2,589
A+ Recognition Award	0	0
Title IV (SSAE)	1,343	1,409
Other Revenue	0	0
Total Funding Sources	\$ 1,285,890	\$ 471,533
Operating Expenses		
Personnel Cost		
Instructional	375,080	77,011
Administrative and Instructional Support	441,935	29,824
Plant Operation	18,416	1,011
Temporary (Non-recurring)	4,408	0
Total Personnel Cost	\$ 839,839	\$ 107,846
Current Expense		
Professional Development & Workshops	3,828	12,500
Textbooks and Instructional Materials	28,000	0
Minor Equipment	7,359	0
Facility & Lease	186,906	193,241
Professional Services & Fees	24,350	15,000
Insurance	10,000	0
Food	31,000	25,000
Office Supplies and Equipment	6,684	0
Printing/Photocopying/Advertising	12,500	12,000
Total Current Expense	\$ 310,627	\$ 257,741
Capital Spending		
Total Capital Spending	\$ -	\$ -
Total Budgeted Expenditures	\$ 1,150,466	\$ 365,587
Other Transactions: Dual Enrollment		
Dual Enrollment Tuition Expense	\$ 175,000	\$ 100,000
SPC Contribution to offset tuition	\$ (175,000)	\$ (100,000)
Ending Fund Balance Reserve (est.)	\$ 333,203	\$ 105,946



CHS Governing Board Meeting Agenda

1. Consent Agenda [approval requested]
 - 2023-24 Mental Health Opt-In Plans
 - 2023-24 School Messenger Opt-In
 - 2023-24 Proposed Academic Calendar
2. 2023-24 Proposed Budget for St. Petersburg Collegiate High School (SPCHS) [approval requested] and 2022-23 Highlights
3. 2023-24 Proposed Budget for St. Petersburg Collegiate High School North Pinellas (SPCHSNP) [approval requested] and 2022-23 Highlights
4. 2023-24 Update and Proposed Budget for St. Petersburg Collegiate STEM High School (SPCSHS) [approval requested] and 2022-23 Highlights



Consent Agenda

- 2023-24 Proposed CHS Academic Calendar
- 2023-24 Mental Health Opt-In Plans
- 2023-24 School Messenger Opt-In Form



SPCHS-SP/G PROPOSED 23-24 BUDGET

SPCHS BUDGET OVERVIEW	FISCAL YEAR 2023-2024	FISCAL YEAR 2022-2023
Total Revenue	\$2,200,176	\$2,095,280
Total Expenditures	\$1,945,186	\$1,712,986
Difference	\$254,990	\$382,294
Total Projected Fund Balance	\$3,387,921	\$2,585,210



SPCHS-SP/G PROPOSED 23-24 BUDGET

Revenue-Funding Sources 7/1/2023 - 6/31/24	Proposed Budget 7/1/2023 - 6/31/24	Prior Year Approved Budget
FEFP K-12 Funding (students)	\$2,076,469	\$1,973,127
Capital Outlay	\$110,000	\$110,000
Title II Professional Development Reimbursement	\$8,429	\$7,871
Title IV Student Support and Academic Enrichment	\$5,278	\$4,282
Capital Outlay (Fund Balance Reserve)	-	-
Budget Stabilization Reserve (Fund Balance)	-	-
Total Funding Sources	\$3,387,921	\$2,095,280



SPCHS-SP/G PROPOSED 23-24 BUDGET

Operating Expenses 7/1/2023 - 6/31/24	Proposed Budget 7/1/2023 - 6/31/24	Prior Year Approved Budget
Personal Costs		
Instructional	\$518,296	\$572,245
Administrative and Instructional Support	\$666,863	\$558,771
Plant Operation (School Safety Officer)	\$29,063	\$30,264
Temporary (Non-recurring)	\$22,418	\$14,320
Total Personnel Cost	\$1,236,640	\$1,175,600
Current Expense		
Professional Development & Workshops	\$12,819	\$8,000
Textbooks and Instructional Materials	\$161,000	\$166,271
Classroom Equipment	\$10,000	\$10,000
Facility Lease (partially Capital Outlay Funds)	\$224,729	\$220,322
Professional Services & Fees (Audit)	\$33,498	\$42,000
Insurance	\$10,000	\$9,661



SPCHS-SP/G PROPOSED 23-24 BUDGET

Operating Expenses 7/1/2023 - 6/31/24	Proposed Budget 7/1/2023 - 6/31/24	Prior Year Approved Budget
Food (Nature's Table)	\$48,500	\$47,653
Office Supplies and Equipment	\$18,500	\$8,479
Furniture and Fixtures	\$148,000	\$0
Printing/Photocopying/Advertising	\$41,500	\$25,000
Total Current Expense	\$708,546	\$537,386
Capital Spending		
Total Capital Spending		
Total Budgeted Expenditures (Personnel + Current Expenses)	\$1,945,186	\$1,712,986
Dual Enrollment Tuition	\$450,000	\$450,000
SPC Contribution to Offset Dual Enrollment	(\$450,000)	(\$450,000)
Ending Fund Balance Reserve Estimated	\$3,387,922	\$2,585,210



SPCHS-SP/G 2022-23 HIGHLIGHTS



6/20/2023

- Niche ranked SPCHS the #1 High School in Tampa Bay, the #2 Charter High School in Florida, the #16 Public High School in Florida.
- Anticipated H.S. Graduation Rate of 100%
- Anticipated A.A. graduation rate of 97%
- 71% of our Senior Class earned a GPA of 4.0 or higher.
- SPCHS was selected by the Pinellas Education Foundation for their Thank a Thon. Students joined Foundation staff to write thank you notes and make phone calls to Foundation Donors.



SPCHS-SP/G 2022-23 HIGHLIGHTS

- One National Merit Finalist
- Second Place at the Pinellas County Regional Ethics Bowl
- First place at the Pinellas Country Regional Science/Engineering Fair and 4th Place at the State Fair
- St. Pete/Gibbs Bob Bohan Speech Award and Outstanding ASL Student Award
- Community Service Events
 - Several local Beach Clean-Ups
 - Lake Clean Up at St. Petersburg/Gibbs
 - Interact Clothing Drive





SPCHSNP PROPOSED 23-24 BUDGET

SPCHS BUDGET OVERVIEW	FISCAL YEAR 2023-2024	FISCAL YEAR 2022-2023
Total Revenue	\$1,866,335	\$1,839,167
Total Expenditures	\$1,459,056	\$1,587,046
Difference	\$406,421	\$252,121
Total Projected Fund Balance	\$1,925,602	\$1,076,450



SPCHSNP PROPOSED 23-24 BUDGET

Revenue-Funding Sources 7/1/2023 - 6/31/24	Proposed Budget 7/1/2023 - 6/31/24	Prior Year Approved Budget
FEFP K-12 Funding (students)	\$1,745,045	\$1,713,397
Capital Outlay	\$110,000	\$117,828
Title II Professional Development Reimbursement	\$6,714	\$5,143
Title IV Student Support and Academic Enrichment	\$4,576	\$2,798
Capital Outlay (Fund Balance Reserve)	-	-
Budget Stabilization Reserve (Fund Balance)	-	-
Total Funding Sources	\$1,866,335	\$1,839,167



SPCHSNP PROPOSED 23-24 BUDGET

Operating Expenses 7/1/2023 - 6/31/24	Proposed Budget 7/1/2023 - 6/31/24	Prior Year Approved Budget
Personnel Costs		
Instructional	\$398,391	\$339,149
Administrative and Instructional Support	\$441,927	\$558,771
Plant Operation (School Safety Officer)	\$27,907	\$30,264
Temporary (Non-recurring)	\$22,051	\$14,320
Total Personnel Cost	\$890,276	\$1,020,358
Current Expense		
Professional Development & Workshops	\$3,593	\$5,500
Textbooks and Instructional Materials	\$139,700	\$148,500
Classroom Equipment	\$10,000	\$10,000
Facility Lease (partially Capital Outlay Funds)	\$285,070	\$280,363
Professional Services & Fees (Audit)	\$34,000	\$34,400
Insurance	\$10,000	\$9,661



SPCHSNP PROPOSED 23-24 BUDGET

Operating Expenses 7/1/2023 - 6/31/24	Proposed Budget 7/1/2023 - 6/31/24	Prior Year Approved Budget
Food (Nature's Table)	\$40,000	\$40,000
Office Supplies and Equipment	\$9,617	\$10,264
Printing/Photocopying/Advertising	\$36,801	\$28,000
Total Current Expense	\$568,781	\$566,688
Capital Spending		
Total Capital Spending		
Total Budgeted Expenditures (Personnel + Current Expenses)	\$1,459,056	\$1,587,046
Dual Enrollment Tuition	\$450,000	\$450,000
SPC Contribution to Offset Dual Enrollment	(\$450,000)	(\$450,000)
Ending Fund Balance Reserve Estimated	\$1,925,602	\$1,076,450



SPCHSNP 2022-2023 Highlights

- Unveiled the Aphrodite Enchanted Mural and Butterfly Garden to the TS campus community
- Over 10 students participated in Study Abroad in March 2023
- Senior Class reported over 5,000 hours of service to their communities
- Senior class reported being offered over a half million in scholarship money
- BMET program and AS degree will begin in Fall of 2023





SPCHSNP 2022-2023 Highlights

- 2 students received SPCHSNP National Merit Recognition
- 100% high school graduation rate
- 96% Associate in Arts graduation rate at the end of the spring term
- 95% college success rate for fall term and spring term
- 40 out of 69 graduates had a GPA above 4.0
- Projected to be “A” School for 2022-2023 school year





Collegiate STEM High School PROPOSED 23-24 BUDGET

Collegiate STEM HS BUDGET OVERVIEW	FISCAL YEAR 2023-2024	FISCAL YEAR 2022-2023
Total Revenue	\$1,285,890	\$471,533
Total Expenditures	\$1,150,466	\$365,587
Difference	\$135,424	\$105,946
Total Projected Fund Balance	\$333,203	\$105,946



Collegiate STEM High School PROPOSED 2023-24 BUDGET

Revenue-Funding Sources: 7/1/2023 - 6/31/24	Proposed Budget: 7/1/2023 - 6/31/24	Prior Year Approved Budget
FEFP K-12 Funding (150 students)	\$1,282,577	\$476,536
Capital Outlay	\$0	\$0
Title II Professional Development Reimbursement	\$1,970.30	\$2,589
Title IV (Student Support & Academic Enrichment	\$1,342.98	\$1,409
Capital Outlay (Fund Balance Reserve)	-	-
Budget Stabilization Reserve (Fund Balance)	-	-
Total Funding Sources	\$1,285,890	\$471,533



Collegiate STEM High School PROPOSED 2023-24 BUDGET

Operating Expenses: 7/1/2023 - 6/31/24	Proposed Budget: 7/1/2023-6/31/24	Prior Year Approved Budget
Personal Costs		
Instructional	\$375,080	\$77,011
Administrative and Instructional Support	\$441,935	\$29,824
Plant Operation (School Safety Officer)	\$18,416	\$1,011
Temporary (Non-recurring)	\$4,408	\$0
Total Personnel Cost	\$839,839	\$107,846
Current Expense		
Professional Development & Workshops	\$3,828	\$12,500
Textbooks and Instructional Materials	\$28,000	\$0
Minor Equipment Classrooms	\$7,359	\$0
Facility Lease (partial capital outlay funds)	\$186,906	\$193,241
Professional Services & Fees (audit)	\$24,350	\$15,000



Collegiate STEM High School PROPOSED 2023-24 BUDGET

Operating Expenses Continued: 7/1/2023 - 6/31/24	Proposed Budget: 7/1/2023 - 6/31/24	Prior Year Approved Budget
Insurance	\$10,000	\$0
Food (Nature's Table)	\$31,000	\$25,000
Office Supplies and Equipment	\$6,684	\$0
Printing/Photocopying/Advertising	\$12,500	\$12,000
Total Current Expense	\$310,627	\$257,741
Capital Spending	-	-
Total Capital Spending	-	-
Total Budgeted Expenditures	\$1,150,466	\$365,587
Dual Enrollment Tuition	\$175,000	\$100,000
SPC Contribution to Offset Dual Enrollment	(175,000)	(100,000)
Ending Fund Balance Reserve Estimated	\$333,203	\$105,946



Collegiate STEM High School 2022-23 HIGHLIGHTS



- Candidate for Cognia Accreditation
- Second Place at Battle of the Books District Finals
- Williams Park Community Service Project
 - toiletries and essentials for the unhoused
- End of Year celebration at the St. Pete Pier
- Student Clubs/Organizations
 - SGA
 - Chess Club
 - Book Club
 - Year Book
 - Principal's Multicultural Advisory Council (PMAC)
- Green/Sustainability initiatives
 - Green School Designation
 - Indoor vertical aquaponics gardens
- STEM Summer Maker Space Bootcamp



Collegiate STEM High School 2022-23 HIGHLIGHTS

- Overall college course success rate of 95%
 - Over half maintaining all A's in all of their college courses
- 97% pass rate in all CIT/Data Sci. courses
- 100% Pass rate for College Algebra
- 100% Pass rate for High School Geometry End of Course Exam (EOC)
- 94% Freshmen success rate in college coursework
- 90% of Freshmen obtained a high school GPA of 3.0+
- Projected to be “A” School for 2022-2023 school year





Questions?

